

Wemple/Lazzari Barn

June 27, 1992

Work on removing threshing floor - Ev Rau, Vince Schaefer, Mark Hesler, Lou Caputzal and Lee Lazzari.

- Threshing floor made up of 45 floorboards.
- The floorboards were numbered working from East being #1 to West being #45.
- All the floorboards were joined with a spline joint. The spline being approximately $5/8$ " deep by $7/8$ " in width.
- Except to where an early repair had been made, the floor was not pegged to the sills but the weight of each board plus the spline joint made a tight fitting floor.
- Over the years, water had gotten under the floor and on the east end the center and north ends were completely gone. In the center of the barn there were a few boards (although in poor condition) of longer length and a few salvagable north ends.
- The few boards that were complete had a great deal of sag in them and had settled onto the damp soil below.
- The boards were removed as carefully as possible and only moved to rest on edge to dry as best as possible. A further assessment will be made at a later date as to their future.
- Boards #1 through 33 were split and rough hewn. They were about 6 " \pm deep, and were notched down to 3 " \pm at the ends and where they rested on the sills. On the longer boards that remained there were five notches but there only appeared that two were used to sit on stringers that ran the length of the barn (see drawing).
- Floorboard #23 had a socket which corresponded to a socket in the center of the middle anchorbeam overhead, apparently for a threshing pole.
- Floorboards #34 to 45 were sawn timbers and were 4 " \pm . They must have been fairly early because there were verticle saw marks on them.

Wemple/Lazzari Barn

June 27, 1992

-At a later date, the center of the west end of the floor was cut away one bay into the barn and a cement floor was poured.

-From the few long floorboards (which were hem) it was clear that they were different widths on each end and the floorboards were alternated to keep an even line sown the threshing floor (see drawing).

Wemple/Lazzari Barn

June 27, 1992

Floorboard: widths measured at south range of columns.

Hand hewn 6" ±

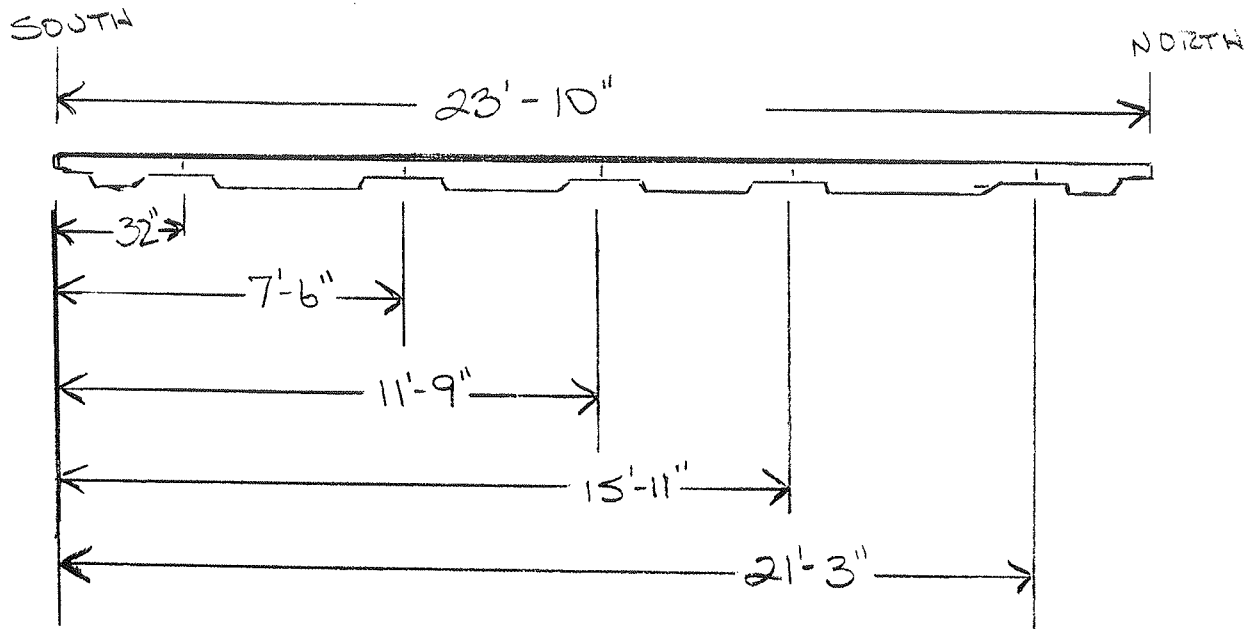
- 1 - 12½"
- 2 - 16"
- 3 - 19"
- 4 - 12½"
- 5 - 9"
- 6 - 13"
- 7 - 14"
- 8 - 13 ¾"
- 9 - 11½"
- 10 - 11½"
- 11 - 12"
- 12 - 14"
- 13 - 8 ¾"
- 14 - 12½"
- 15 - 12½"
- 16 - 13½"
- 17 - 12¼"
- 18 - 15½"
- 19 - 17"
- 20 - 18 ¾"
- 21 - 17"
- 22 - 16"
- 23 - 14" **
- 24 - 18"
- 25 - 15"
- 26 - 20¼"
- 27 - 16¼"
- 28 - 13½"
- 29 - 16 ¾"
- 30 - 12 ¾"
- 31 - 17 ¾"
- 32 - 18½"
- 33 - 14½"

Verticle sawn 4" ±

- 34 - 11 ¾"
- 35 - 13 ¾"
- 36 - 12½"
- 37 - 12½"
- 38 - 10¼"
- 39 - 13"
- 40 - 11 ¾"
- 41 - 13½"
- 42 - 14¼"
- 43 - 12 ¾"
- 44 - 12"
- 45 - 13½"

**Socket for threshing pole.

WEMPLE / LAZZARI BARN 6.27.92

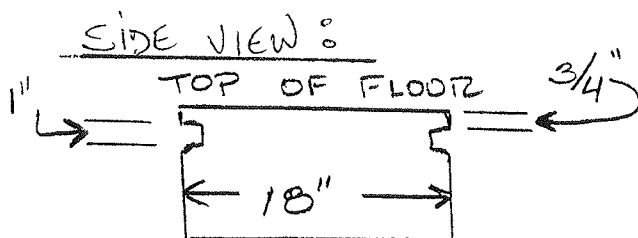


HEWN THRESHING FLOORBOARD DETAIL

APPROX $\frac{1}{4}'' = 1'$

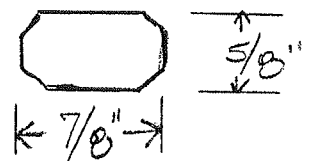
THE FLOOR ONLY SEEMED TO BE RESTING ON A STRINGER BELOW AT THE 7'-6" NOTCH & THE 15'-11" NOTCH.

THE NOTCHES RANGED FROM ABOUT 14" TO 24" IN WIDTH AND A CLEAR DIFFERENCE IN WIDTH AND HEWING PATTERN COULD BE SEEN. THIS WOULD SEEM TO INDICATE DIFFERENT CRAFTSMEN AT WORK.



THE FLOORBOARD WAS GROOVED ABOUT 1/2" TO RECEIVE SPLINE

SPLINE



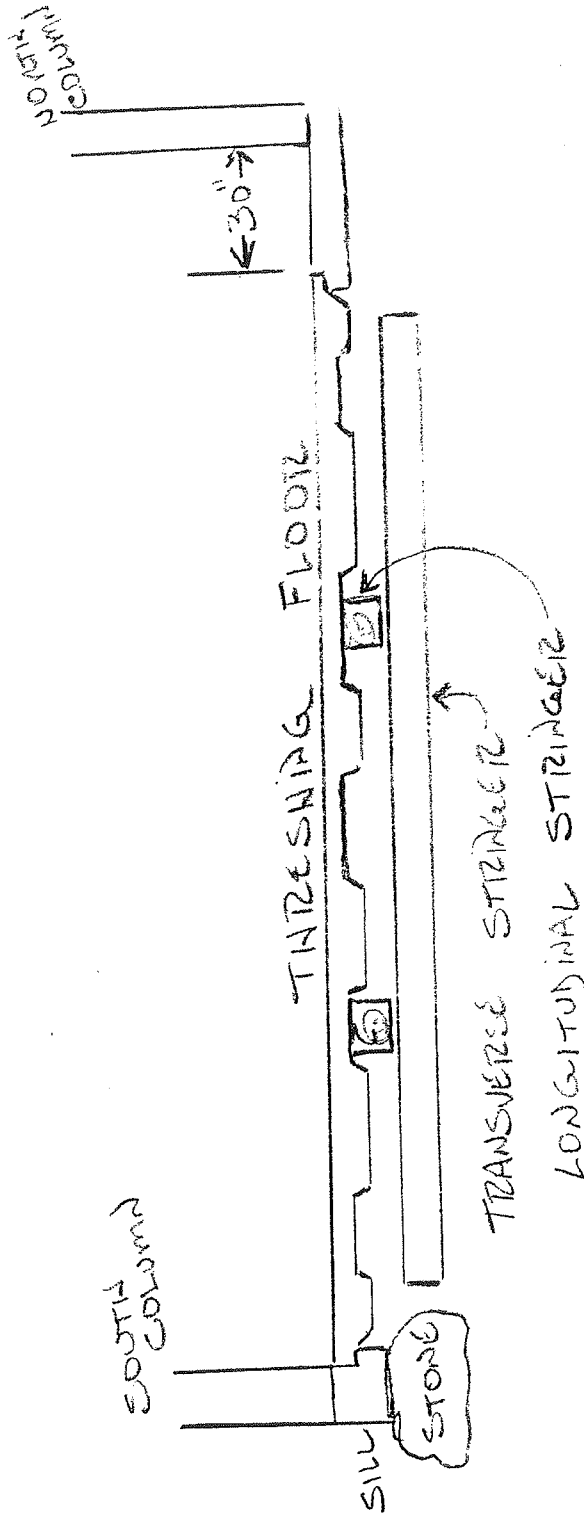
EDGES OF SPLINE WERE CHAMFERED FOR EASIER FITTING

WEMPLE

LAZZARI

BARN

6-27-92



THE BOTTOM TRANSVERSE STRINGER APPEARS TO HAVE BEEN BUILT DIRECTLY ON THE GROUND. THE THRESHING FLOOR ENDS APPROX 30" FROM THE NORTH RANGE OF COLUMN. THERE WAS A CATTLE FEEDING TROUGH THAT RAN THE LENGTH OF THE BARN. MORE RESEARCH IS NEEDED ON THIS

* SEE DRAWING BY MARK HESLER 3/15/92

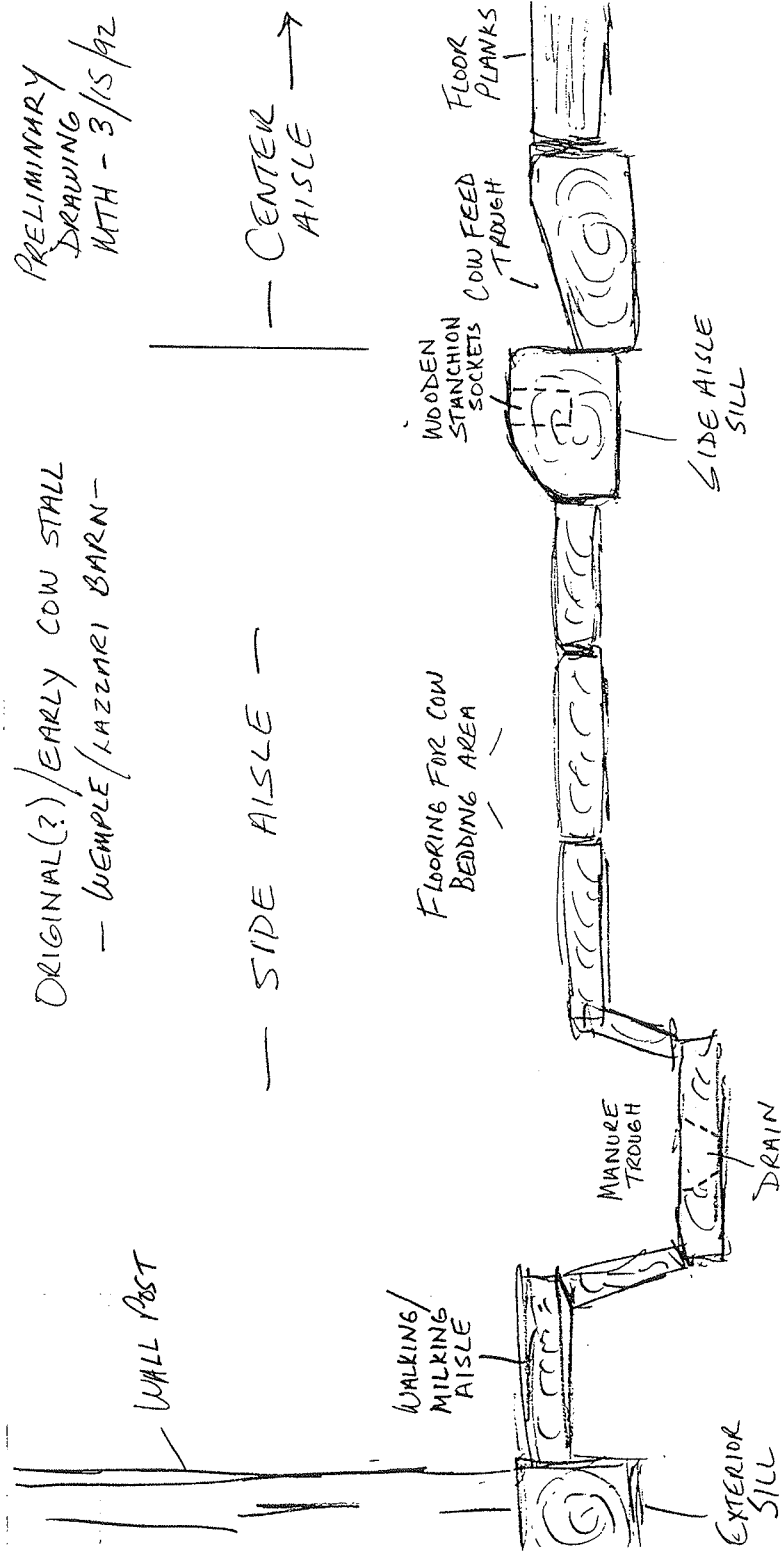
WEMPLE / LAZZARI BARN 6-27-92

FROM THE FEW FLOORBOARDS THAT HAD THEIR NORTH END FAIRLY INTACT, IT WAS CLEAR THAT THE BOARDS WERE NOT A UNIFORM WIDTH FROM ONE END TO THE OTHER. THIS OBSERVATION, ALONG WITH THE FACT THAT THE BOARDS WERE HAND HEWN, INDICATE AN EARLY BARN.

	SOUTH	NORTH
33	14 1/2"	
32	18 1/2"	16"
31	17 3/4"	14 1/4"
30	12 3/4"	
29	16 3/4"	
28	13 1/2"	
27	16 1/4"	
26	20 1/4"	18 1/2"
25	15"	
24	18"	
23	14"	O SOCKET FOR THRESHING POLE
22	16"	19 1/4"
21	17"	

PRELIMINARY
DRAWING
MTH - 3/15/92

ORIGINAL(?) / EARLY COW STALL
- WEMPLE / LAZZARI BARN -



"NOT TO SCALE"

FURTHER INVESTIGATION / DOCUMENTATION
REQUIRED