

April 30, 1993

Inspection of Barns in Plattekill and Gardiner, Ulster County, NY

by Maggie MacDowell and Peter Sinclair

We visited about eight barns in southern Ulster County looking for Dutch examples. We first visited the Grosman barn in Plattekill, south of Modena off route 23. It is a three bay Dutch barn with 20 foot center aisle. It was originally a true-form or drive through barn. All the braces of the anchorbeams and purlins are hand hewn and the tenons extend and are wedged. The barn has undergone a number of changes and is at present being restored by the owner with the help of Sam Phelps. Two remaining door posts indicate that the original wagon doors may have had metal strap hinges. The columns have horizontal feed box slots on one side of the threshing floor. It would seem to be a late 18th century barn, predating the present house. We numbered it (Pl-1). There is an interesting reused wall stud in the south wall with 6 or 7 round holes and a 1"x3" rectangular mortise in the center. It seemed at first to be a barrack roof-plate but on closer examination the holes are all drilled at 90 degrees. It should be documented.

The second Dutch barn we visited was the Dressel barn in Gardiner off 208. No one was home but we walked up to it and looked through openings at some of the timber framing. It is a three bay Dutch barn with a later addition of equal length off the back which seems to have no H-bents. The tenons of the anchorbeams do not extend through the columns and the anchorbeam braces are double and sawn as is typical of some 19th century construction. Upper transverse struts were visible. It is a feature uncommon in Ulster County barns and may again indicate its later date. We numbered this barn (Ga-1).

We visited a barn which has been converted to a house off 208 on Forest Glen Road south of (Ga-1). We saw this building only from a distance. A fence and many additions make it hard to see the structure but the pitch of the roof is extremely steep and the side walls appear to be very low. These are often signs of early 18th century design. This building owned by Reno is supposed to have exposed beams and should be examined.

The Last barn which we visited was the Jansen/Warton barn which I had numbered (Sh-2) in 1988 when I measured and documented it. Today the roof of the barn is in very bad shape and the frame will go fast unless the roof is repaired. Its repair should be a high priority for any Ulster County barn restoration effort because this barn is an excellent early example in its original setting with a stone house and a large early corn crib. The barn was part of a prosperous lowland farm which has many historic associations. The alterations which were made to the barn reflect the changes taking place in local agriculture 200 years ago. The original barn probably dates to the early 1700s

I first learned of the Jansen (Sh-2) barn from Vince Schaefer of the Dutch Barn Preservation Society who had an idea that this barn and the Decker/Bienstock barn (Sh-1), which is located nearby, originally had double pitched roofs which were changed to the present form when the purlins were raised. Extensions were added to the columns in both barns and new purlin plates added. The rafters in both barns are of two parts, a condition which is unknown to me in other Dutch barns and suggests the possibility. The theory depends on the originality of the side walls which I illustrated in the drawing which I am including here. The double pitch roof remains an interesting idea. These two barns remain the only examples of this possibility, which if correct, could add to our concept of early barn architecture, but it could only be verified with more detailed inspection.

The Decker barn (Sh-1) is dated 1750 on one of its columns and this date seems possible, and makes it the earliest date found in a Dutch barn so far. No date has been found in the Jansen barn (Sh-2), but some of the timber framing joinery suggest that this barn might have been built at an earlier date. The lap dovetail joining of the anchorbeam braces and the use of cupped marriage marks are indications.

The other five barns visited were not Dutch barns. One of them, associated with a 1760s frame house, was built by a farmer in 1870 as a cow barn. It had a hewn frame but vertical board and batten siding which indicated an outside framing tradition. There were several of these vertically sided barns in the area.

No measurements or notes were taken and only the first barn was photographed. A map was begun.

P.S.

Greg Huber inspected the Dressel barn 5/8/1993 and sent the following notes.

The barn is in New Paltz not Gardiner. (Must be renumbered)
Old section has 4 bays, spliced purlin plates, raising holes about 2' to 2 1/2' feet bellow purlin plates, upper tie-beams on all three inner bents with braces, wood appears to be oak, round pole rafters, side aisle is 10' feet even, 25' foot center nave, one column measures 10" x 11 5/8" inches, one inner anchorbeam measures 11" x 14 1/2" inches. The barn seems to be square rule.

The newer addition on the back has 3 bays plus a very short bay. Anchorbeam to present floor is close to 11 feet. Has new pentice on gable end and has side entrance with double Dutch doors. Last bay is 17' feet 1" inch. There may be two hay barrack remnants perhaps roof plates. (one of these may have an intact end lap. It would be the first we have found and would be important in establishing the design of local barracks)

The roof is in excellent condition. 2nd to last bay is roughly 12' feet long. First two bays together are about 20' feet. Has horizontal siding. Barn is about 45' feet wide and 50' feet long. It appears that the side entrance is original and has its original "middle man" (removable center post). One anchorbeam badly deteriorated at its attachment with column.

Inspection of Barns in Saugerties Maggie McDowell and Peter
Sinclair, June 11, 1993

Three Dutch barns were visited. No measurements were taken. Maggie took some photographs. The first barn was a small two bay true-form Dutch barn with a one bay extension and a two bay addition. It was recently purchased by Charles Rothe and is numbered (Sa-4). Charley is not sure of the original owner but feels that it was part of the original Wolven farm and may have gone to a Snyder. It is probably an early to mid 19th century barn. It does not have extended tenons and was later converted to a side entrance. Charley has built in tie stalls for his work horses. He uses them in the family lumber and logging business. There is evidence of four part wooden hinged doors at either end of the original barn and Charlie plans to eventually restore one set.

The next barn visited was the John Snyder barn (Sa-5) built after 1820. This is a seven generation farm which has maintained many traditional practices. The barn preserves many early features although it is neither a true-form nor U-barn but an open-bay plan with a side entrance. We examined the horse stable with its stake manger, feed box, hanging partition and removable poles. We examined the bowery which originally held four or five cows and is presently used for pigs. When last used to hold cows their heads had simply been chained above the feed box to a series of vertical boards nailed to the longitudinal strut. This strut shows evidence of an earlier stantion design in the series of empty round and rectangular mortises cut vertically through the strut.

The manger strut dimensions are close to those of barrack plates both of which are often found as reused parts in barns. They differ in that the series of mortises in the stantion strut are cut parallel and at right angles to the wide face of the strut whereas the series of holes in the barrack plate are cut diagonally through the timber and are not parallel to one another.

The last barn visited was the Wolven/Scolnick barn (Sa-1) a mid eighteenth century tru-form barn. It was converted to a horse barn with a side entrance by its present owner. It is well maintained. We were able to help Mr. Scolnick remove a door that he was repairing.

We also visited Rondout Woodworking, a millwright's shop nearby where we saw the flutter-wheel and wrag-wheel of a vertical saw mill which is under construction for a site in Massachusetts.

Trip Alone to Accord, Peter Sinclair, July 21, 1993

Each fall, John and Ken Snyder of Saugerties use a hand operated fanning mill for saving seeds of field crops to plant again in spring. It was once an indispensable tool found in every farmer's barn. The snyderes are among the last to use it.

The dry material is sifted through wire screens of several sizes and fanned, or winnowed, by the blowing action of rotating fan blades to separate the crop seed from the chaff and the unwanted seeds. John said his father used the mill to separate peas from oats, but he does not remember his father planting these crops together.

I told John Kaufman of Hurley, a retired dairy farmer, about the separation of peas and oats and he told me that he had just seen about 15 acres of that mixture growing in Accord on the farm of Jack and Alice Schoonemaker. Today I went there and was told by Alice that it was not on their farm but the "Domino" farm nearby, on Airport Road. The Domino farm is run by Meade and his sister Marguerite DeWitt. Meade does the field work and his sister keeps a mixed herd of 300 Jersey and Holstein milk cows. Meade told me that he had just harvested the field that John Kaufman had told me of.

When asked if he saved the seeds, Meade said no. he had gotten the mix from Agway. It is a combination of field pea and a grain called trinicle (sp?), which is a cross between rye and wheat, an easy plant to mistake for oats. The mix is advertised by Agway as a way to cut back on the use of herbicides. The peas form an early mat which resists weeds. I had found this to be the case with field peas that I planted this spring. Tom Conlon of Stoney Hollow recalls that local people once planted beans with corn which also reduced weeds.

Meade said he remembers, when he was young, his father, Gerald DeWitt, had planted a mix of peas and oats. He thought perhaps this mixed crop had been abandoned when herbicides were introduced.

It is possible that the mixture of field peas and grain has a long history in Ulster County. Certainly the importance of peas is well documented. After the Esopus Indians burned Hurley in 1665, it is said that only an unfinished barn, a haystack, and a barrack full of peas was left standing. In settling the estate of Mr Gysbert Van Imbroch, who was killed in that 1665 outbreak of the second Esopus War, a value was placed on his grains which were to be sold. These were as follows:

Wheat	6 guilders
Rye	4
Buckwheat	3
Oats	2
Barley	4
White peas	4
Grey peas	5

The present DeWitt barn has a gambrel roof and a number of additions, but its core is a Dutch barn which I have numbered (Ro-5). I took no measurements or photographs. The barn is full of hay but of what I could see, the longitudinal struts on its left side show notches for horse mangers, and two longitudinal struts on the right side have vertical holes for cow stantions. The anchorbeam braces are light in dimension but appear to be hand hewn. The anchorbeams are also light and measure 20 to 25 feet long. One lowered anchorbeam, about four feet from the floor, has been removed but the extended tenons remain. There is also an English barn on the farm with sawn frame, vertical siding, and canted purlin posts.

On returning home I visited the Virginia Schoonamaker farm in Algervill. It has a well kept group of barns and outbuildings. No one was home. I saw, but did not examine, a number of interesting barns on roads I had not been on before. Just outside Hurley, I visited Norman Lebhar who lives on the 1666 Brink farm and was shown his collection of local tools. Further down the Mountain road I saw John Kaufman's shop door open and stopped to tell him what I had found out about the peas and oats, and show him the new/old gutter adz I had bought along the way.

The Snyders in Saugerties are seasoning long timbers of white pine in their Dutch barn. They plan to make them into wooden gutters to replace the old ones, perhaps the last wooden gutters in use on a working barn in New York State.

July 22, 1993

Stopped at an AGAWY store in Germantown, Columbia County today and they had never heard of this grain and peas mixture. I will keep trying.

A thought for today...a recent Gallup pole found that 49% of Americans do not know what the principle ingredient of bread is.

Trip to Albany, County, John Kaufmann and Peter Sinclair

July 23, 1993

We attended the Dutch Barn Preservation Society's annual "Recreation Day" at the Wemp Barn where we continued work on the six pole barrack which Ev Rau has been supervising. We worked in the morning finishing the barrack plates and broke for lunch. Following a few hours of talks, demonstrations, and music. the work crew attached pole rafters to the plate on which Ev plans to put rye straw thatch.

This three year barrack project has been a valuable learning process for people interested in historic Dutch farming. Ev modeled the Wemp barrack after the two six-pole examples depicted in the 1735 Van Bergen overmantle painting from Greene County. Shirley Dunn supplied photographs showing the interior of a Five or six-pole thatched barrack roof in Holland. In this system the rafters are notched to the plate. Barrack plate fragments which have been found in Ulster County barns have angled holes and center mortises.

Three men of the five staff who manage and operate the historic farm at Phillipsburg Manor in Terrytown helped with construction of the barrack. Members of Old Songs, who are in the process of moving the frame of a Dutch barn to the Altamont Fair to be used as a Center for Traditional Arts and Agriculture attended, as did two ladies from a large and active volunteer group from the Mohawk River Valley who maintain Fort Klock and its restored Dutch barn.

Visit to Croswell barn, Marbletown, George Van Sickle and Peter Sinclair, July 27, 1993

At the Marbletown firehouse a conversation was recorded of George's memories of the people of Hurley and the Eagle's Nest. Definition of local terms "slauter and kinte-coy." Memories of a Hurley "skimilton," in which the whole town participated. "Haloween pranks were not just for kids," George said. Then there was the German gypsy named Hoffman with a ring in his ear who lived up near me on Dug Hill Road where the old dump was. One time Hoffman served home-grown cat sandwiches to the local road crew, a fun-loving bunch.

After the tape we did a brief inspection of the two story house across the street. The house was converted from a three-bay, English-style barn. It has a hewn frame, canted queen posts, and some of the braces are round sawn. This seems to date it to the last half of the 19th century. It has raising holes, showing its Dutch origin.

Many important beams and posts were removed from the barn when it was converted to a house and these have caused some spreading of the frame and sagging of the roof. The shingles are 30 years old, the rafters purlins, and plates are in excellent condition although there are a number of missing queen posts. The foundation is level but the sills need replacement. The most urgent repairs needed are to the end walls. The upper beams were cut through and the wall is bulging out. Mr. Croswell wants to convert it back to a barn to store antique farm equipment he collects. He is a member of "Old Time Power".

Trip to The Township of Hardenberg, Peter Sinclair with Florence (Flo) and Charlie Prehn, August 5, 1993.

Most of Ulster County is in the Hudson Valley but the township of Hardenberg, like Delaware County to the west, is in the watershed of the Delaware River. To enter the township of Hardenberg by car or truck, you must leave Ulster County and enter the township by way of Delaware County, entering one of three valleys, Millbrook, Drybrook, and The Beaverkill. Flo was born and raised on her father's farm on the Millbrook. Daniel Henderson Tait, Flo's grandfather, came to the valley from Scotland in the early 19th century and settled at Bellayre eight miles from Arena.

The Millbrook was almost dry today, a few puddles, but in the spring and fall, its flowing water is a natural source of energy. Daniel said there were once 40 sawmills on the brook. He used to tell of one man who ran an old up-and-down sawmill. Once each day the man would set a log, begin the cut, go across the road to his house, and have lunch, while the saw did its work.




Things naturally went slower in Daniel's time, but near the end Lavelle, Flo's father, thought he could improve productivity. The last time Lavelle went to Kingston, early in our century, he had his oxen slaughtered, sold the meat, and bought a team of horses, because he wanted something faster. She swears that while in Kingston Lavelle sold and took order for next seasons maple syrup, maple sugar, and butter.

We first visited the Bellaire Reservoir and recreation area, on route 28. It is a picturesque contemporary park for swimming and picnicking. In winter the reservoir is used to make snow for skiing on nearby Bellair Mountain. New York State has built a covered bridge here. This 60 to 80 foot span is a modern combination of steel and timber framing reminiscent of the architecture we are seeing built at rest stops on the State Thruway #87 which combine a number of timber framing styles with structural steel.

The reservoir bridge is supported on steel I-beams but the wooden cover which protects the steel is of a very simple design using pairs of long laminated frames resembling the cruck frame of the western British Isles, but lacking its collar tie and ridge pole. The crucks of the bridge differ on left and right so that the roof line forms a salt box to accommodate cars on one side and pedestrians on the other.

On our drive through the Millbrook valley we saw five other covered bridges. One was a contemporary 30 foot span using steel and timber frame, two were older 20 foot spans built all of wood, with simple king-post trusses.

There were and still are a number of covered bridges on the Millbrook but the 50 foot span built in 1902 and restored in 1992 through local efforts and by local carpenters is The Belleare Bridge. The sign says "Grant's Mills" but Flo says, "That place was down near where the Pepacton Reservoir is today. This one's the real Belleare Bridge." It has two 60 foot accordion trusses, external braces, wooden pegs, and a brass plaque commemorating its recent restoration. Three greeting cards from covered bridge enthusiasts are nailed to the siding. It was restored by the great grandson of Edgar Marks. He and his son Orrien built it.



One of the first families to come into the area to trap beaver in 1762 was a Dutch family named Jebel. It is told that the daughter, Ruth Jebel, was a good friend of Tunis, an Indian, and that during the revolution Tunis gave the family warning when the Tories and Indians were about to raid. Flo, an Ulster County Genealogist, can not find her in the record.

When the Pepacton Reservoir was built in the early 1940s, its water was conveyed by tunnel from Downsville for New York City's water supply. It destroyed the settlements and economy of the East Branch of the Delaware and greatly effected the lives of the valley people. Today much of the land is owned by four well-to-do owners, and more is going to them each year as the native population dies off.

The Beaverkill is owned by a Rockefeller, and much of the Dry brook is owned by the government and by Kingdon Gould, a family which is closely associated with Delaware County and the Railroads of the 19th century. Much of the Mill Brook is owned by the Tuscarora Club, a private group of city lawyers and doctors who enjoy fly fishing in the streams and hunting in the woods. They have demolished most of the barns, and converted the farm houses to summer cabins. A new woman Forest Ranger with the DEC has pulled the pipes from mountain springs. One active farm remains with permission from New York City. The few aging descendants of Millbrook's native population who remain are under pressure to sell. Questionable practices have been used by the Tuscarora to acquire some of the land.

We visited the farm which was once worked by Flo's grandfather and father. It has an abandoned two-story house, slightly vandalized, and a large gambrel roofed barn which we could not get in to examine. The 418 acre farm was sold in the early 1960s to a city family for \$16,000. They later sold it, for an unknown sum, to Randal Sloane. A man according to Flo, despite his name, with an Hispanic background. He used the property in an illegal drug importation business. It is rumored that planes landed crack on the broad hillside fields. Sloane was able to remove \$25,000 worth of timber and relocate his riding horses to Pine Hill before the government took possession of the farm. He lives there today and buys hay from local farmers.

A public auction of the property was held and the previous owners bid \$302,000, later raised to \$309,000, but the government will not accept less than \$378,000, and the unpaid property taxes due the township are mounting. The reality of the situation is reflected in the taxes which Flo pays on her adjoining undeveloped 10 acres, whose assesment has risen from \$17,000 to \$32,000.

From a brief inspection later of the Buerge barn built in the early 20th century, and which may be typical, there was a Dutch like bower on the ground floor, with cows in the side aisles facing in, held with sliding plank stantions and a bridge to the upper levels for the storage of hay. The original roof was two sided but the columns were later raised to form a gambrel and add space for bailed hay. A similar roof design was used by the Dutch farmers in Michigan in their last timber frame barns.

The gambrel roof has been incorrectly associated with the Dutch. In house architecture it has an English origin which was not used by the New World Dutch culture until the mid 18th century. It became a popular style on houses in New Jersey and to the north of Ulster County. It was most often used on a one story house, but this style house was resisted in Ulster County.

Like the war bonnet of the plains Indian, the barn with a gambrel roof has become a popular stereotype, but its origin on barns may have been introduced with 20th century light frame construction which used a rafter truss system. The late timber frame barns which adopted the gambrel may have imitated this modern commercial barn architecture.

Flo said that the first houses built in Hardenberg were of log with one side of stone for the fireplace and suggested Schoonmakers History of Kingston which tells of the development of New Kingston in Delaware County and the early settlement of the Township of Hardenberg.

Meeting in Basement of Hurley Reformed Church, August 20, 1993

At 5pm, an informal meeting was called of people interested in the barns and material culture of Ulster County. The following people attended:

Peter Sinclair, West Hurley
Greg Huber, Wykoff, NJ
Don McTernen, Rhinebeck
John Scheringer, Krumville
Madeleine Bleecker, Accord
Carol & Jim Garde, Saugerties
Barbara Hallam, Stone Ridge
Maggie MacDowell, Gardiner
Joseph & Philip Naccarato, Sawkill

Those who attended introduced themselves and Jim Garde gave a brief introduction to the Ulster County Genealogy society of which he is president. It is an active and helpful group which meets and uses their library of local genealogy and history in the Church each third and fourth Monday. Peter Sinclair showed a number of books and publications dealing with the Dutch barn as well as the Malissa Cohen study of the Bogart barn. He showed photographs of local barns and tools, and displayed examples of a broad axe, slick, bull nose auger, and gutter adze used in early timber framing. He also showed a swingling knife used to process flax and a sith and mathook used by the Dutch and people of the lowlands in the harvest of grain.

At about 6:30 the group went to the Niewkerk barn on Hurley Mountain Road where, with the use of photo-flood lights, they spent an hour in the loft discussing the barns early joinery and unique rafter system. A tracing was taken of the date and initials carved on the anchorbeam of the second bent. This probably is the barn builder and predates by two years the date stone of the Niewkerk stone house.

A M M 17 66

It was determined by the visible evidence that the upper purlins were originally held by collar ties on the major-rafters. That these ties were removed when the hay track was installed in the peak of the roof. Queen posts were then added to support the upper purlins. Greg Huber noted wood pegs on the end rafters and hand made iron nails on the internal major rafters were used to hold the upper purlin.

The unique "major-minor" rafter system was first recognized and named by Jack Sobon, a traditional timber framer from Massachusetts, when he visited the Niewkerk barn a few years ago. Unlike the principal rafter system of the English tradition, where the large rafters are supported on the plates at the jowled wall posts, the major rafters of the Niewkerk New World Dutch barn do not rest on the purlin plates where they are joined to the internal columns but are spaced between them.

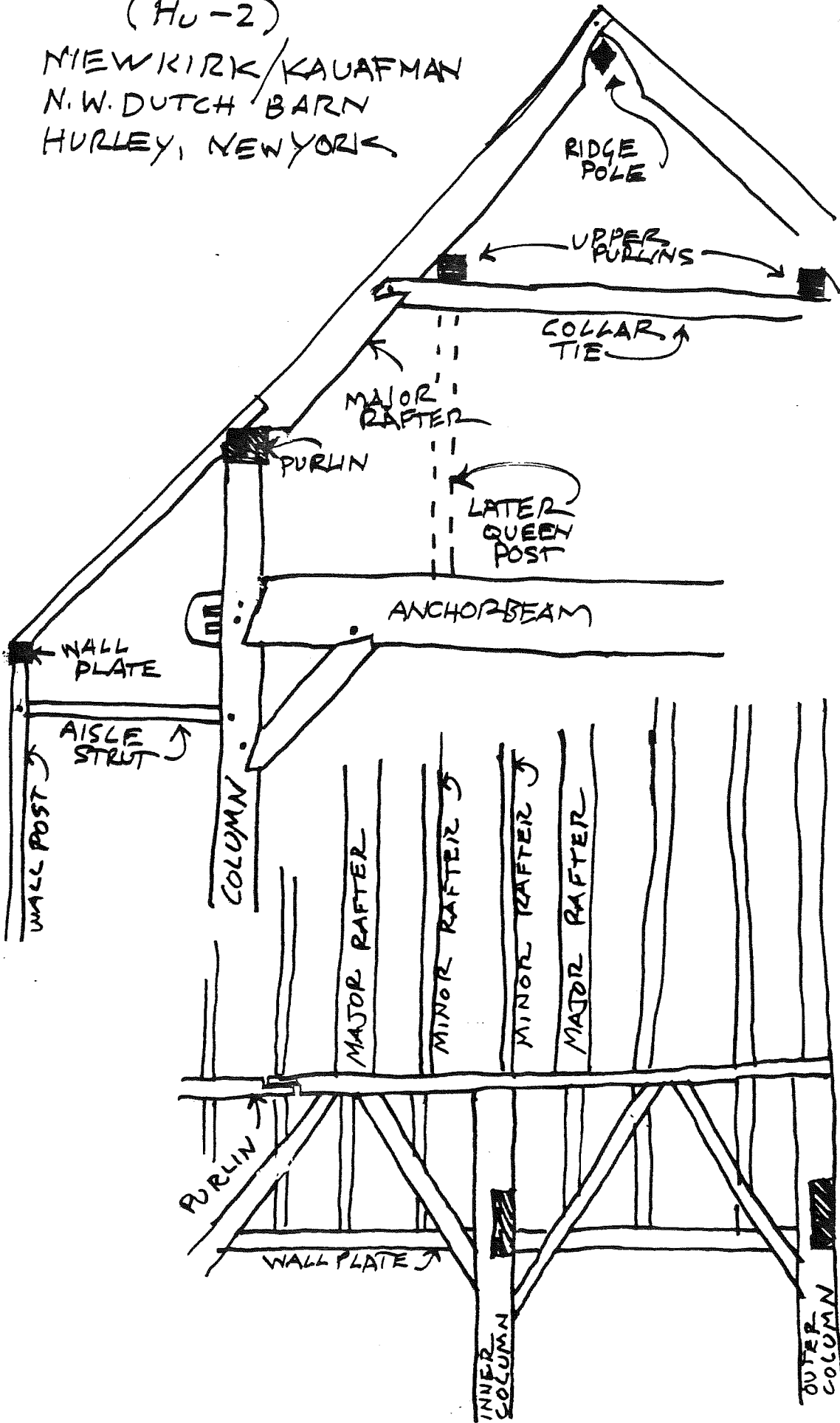
There is evidence of a major-minor rafter systems in two other early Dutch barns. They are in New Jersey. Could they represent a rafter system which was designed for thatch? It is suggested by the unusual 4"x4" ridge pole fragment which remains. Greg thinks there is evidence of a 5-sided ridge pole now missing. Close inspection from a long ladder should be done of the upper roof construction as well as a detailed documentation of what remains of the original frame.

The drawings on the following page are memory sketches and not drawn to scale. The upper drawing represents part of an internal bent. In the peak of the roof at the joining of the major rafters, which are full hewn and measure five or six inches square, they have been adzed to make room for the ridge pole. The minor rafters, which are round sapling poles are not joined together with a pegged tong and groove like the major rafters but simply rest side by side on the ridge pole. The ridge pole does not add support to the rafters but if no roof boards were original used for shingles, perhaps it was necessary to support the ridge of the thatch.

The lower drawing is a partial side view as seen from inside looking out. One unusual feature of the Niewkerk barn is the splicing of the rafter on the purlin. The use of continuous tapered rafters of equal dimension, which are balanced on the purlin, is a distinguishing feature of the New World Dutch barn wherever it is found. The fact that the Niewkerk barn has spliced rafters puts it in a special category.

(H-2)

MIEWKIRK/KAUFMAN
N.W. DUTCH BARN
HURLEY, NEW YORK



Trip to Montgomery County, August 31, 1993 Peter Sinclair and Willis Barsheid

We made a brief inspection of the Logan Dutch barn in Palatine Bridge. This barn is threatened with destruction and is available for the taking. It is a three-bay barn with a one bay addition. The first level was removed when it was converted to a dairy barn and steel posts used to support the upper structure. It is a full sized barn with massive anchorbeams. All the timbers show a high degree of finish and workmanship. There are upper and lower braces on the internal anchorbeams and no braces on the external anchorbeams which have three mortices for the pentice arms now missing. One anchorbeam and its columns were mutilated when the barn was converted but what remains, including a set of full hewn rafters, anchorbeams, purlins and wall plates, are in excellent condition. We both regretted that there is presently no way that condemned barns like this could be saved for parts for future reconstructions and restorations of Dutch barns.

Willis said that he thought Mohawk Valley Dutch barns had flooring attached to the sills in the side aisles. He did not recall seeing barns where the longitudinal struts were set at different heights on the two sides. Willis said that many Dutch barns of the Schoharie Valley had only one set of wagon doors but that the Dutch barns of the Mohawk valley generally were of the true-form with doors at either end of the threshing floor. This is the case for most early Ulster County barns although there are exceptions like the Jansen/Warton barn (Sh-2) in the town of Shawangunk which may predate 1750.

Visit to Crispell Lane Barn in Gardiner Greg Huber 9/11/93

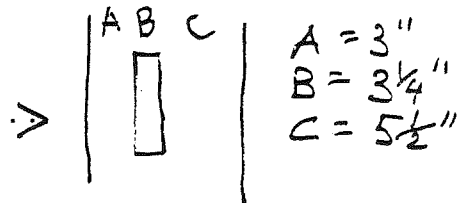
1. Barn 300 to 400 feet from Wallkill River. There was supposed to have been a stone house about 75 feet from river. The foundation was filled with dirt.
2. Present owner has lived here since 1949. They never used the concrete silo.
3. Barn is a 4-bay U-barn, painted red, horizontal clapboard, entry with pentice roof in gable end toward the house. The wagon doors are three-part.
4. Exterior dimensions...width 50 ft. 3 inches
length 52 ft. 3 1/2 inches
Side wall height.....26 boards x 8 1/2 inches which equals
221 inches or 18 ft. 5 inches.
5. Round pole rafters squared at their but-ends and extend over the plate 1 to 1 1/2 feet. 21 pairs of rafters. End rafters are fully hewn.
6. Appears to be an all oak timber frame.
7. End bay is much wider, 17 feet, than the other three.
8. each bent has an upper tie beam and each column a raising hole about 8 inches down from top.
9. Each purlin plate is spliced.

11. One internal column 10 1/4" x 9 3/8".
12. One internal anchorbeam at its midpoint measures 18"x11 1/2"
The anchorbeams do not have extended tenons. The H-Frames have milled braces. Double braces at one end (see photo)
13. upper transverse struts have braces at either end.
14. Central aisle or nave is 25 feet even.
One side aisle is 12'6 1/2".
15. Anchorbeam-column juncture has three pegs.
16. The barn seems to have an original side entrance. There is a middle-man hole in the overhead longitudinal beam
17. One anchorbeam of the bay that receives the side entrance has an original vertical timber morticed and pegged into it.
18. The first three bays are 11 feet wide each.
19. Owner Lotitia Echlin, 914-255-9063, 115 4th Ave apt 6A, NY,NY 10003.
20. recycled Dutch hinges from the barn in the oldest part of the house.


Visit to Airport Road Barn in Accord Greg Huber, 9/12/1993

1. 3-bay Dutch barn
2. Both interior anchorbeams have been removed.
3. The original Dutch barn is much altered.
4. This barn appears to have six of its original rafters
5. Each original pair of rafters had a collar tie. Two interior ties are still in place.
6. The barn has a four sided ridge pole
7. It appears to have an upper purlin plate that rests on the collar ties. The upper purlin is three sided at the collar tie and square in other places.
8. Both purlin plates are possibly softwood-maybe pine. Other timbers are oak.
9. Seven columns above the new loft floor are intact. They are missing bellow.
10. Purlin plates 8" x 8 1/2"
11. One internal column 12" x 8 1/2"
12. Verdiepingh 52".
13. One end bent anchorbeam 10 1/4" x 7 5/8" and has extended tenons have double wedges, are square, and extends 9 to 10".
14. Original door posts, one at each end. One still has a pintle secured with rose-head nails. Pintle and post of oak.
15. Anchorbeams have diminished haunches. Mortise on internal column is 12 1/2" high, 3 3/8 wide, two pegs.
16. Purlin braces are lapped dove-tails into columns and plates. Internal H-frame braces fully housed mortise and tenon. External H-frame braces lapped.
17. Central nave 28' 2"
18. One hewn wall plate seems original. Rafters do not extend beyond it. Original rafter may have been spliced above purlin.
19. Purlin braces not staggered on columns. Set 18' bellow anchorbeam. Staggered condition often found in barns that have columns receiving lapped purlin braces.
20. Side aisle 10' 2" wide. Wall plate 9 1/4" x 7 3/4"

- 21. Marriage marks at Anchorbeam-column junction, 1" right side 2" left.
- 22. Anchorbeam mortise.....>



- 23. Raising holes in columns about 9" down.
- 24. Two intact purlin braces are hewn. One is 8' long and measures 5 1/2" x 4". It has a IV (4) marriage mark on the upper end.
- 25. owner, Eugene Szecsoay. 914-688-9919
- 26. Remains of collar tie on the loft floor 17.5' long, 5 1/2" x 5".
- 27. Length of barn 40' 3"



Interior of Crispell Lane Barn A transitional square-rule Dutch barn.

Visit to Meade & Margaret DeWitt Dutch Barn on airport road, Greg Huber 9/12/1993

- 1. Phone 914-626-7713 Home, 914-626-4325 Meade,
- 2. Has gambrel roof added much later. 1" to 2" extended tenonon anchorbeams. Nave quite narrow. Longitudinal strut on right has manger slots. Strut on left has vertical stanchion holes.
- 3. Meade and Margaret brother and sister in 30-40s, mother Elinor 60s. It is one of only 17 remaining dairy farms in Ulster County. May have originally been an Ousterhout farm. DeWitts bought in 1957. Other dairy farms in area are Keiser, Larabee, Coddington, Damon (just sold out), Davis, Greene. DeWitt farm cattle are 60% Jersey, 40% Holstein.

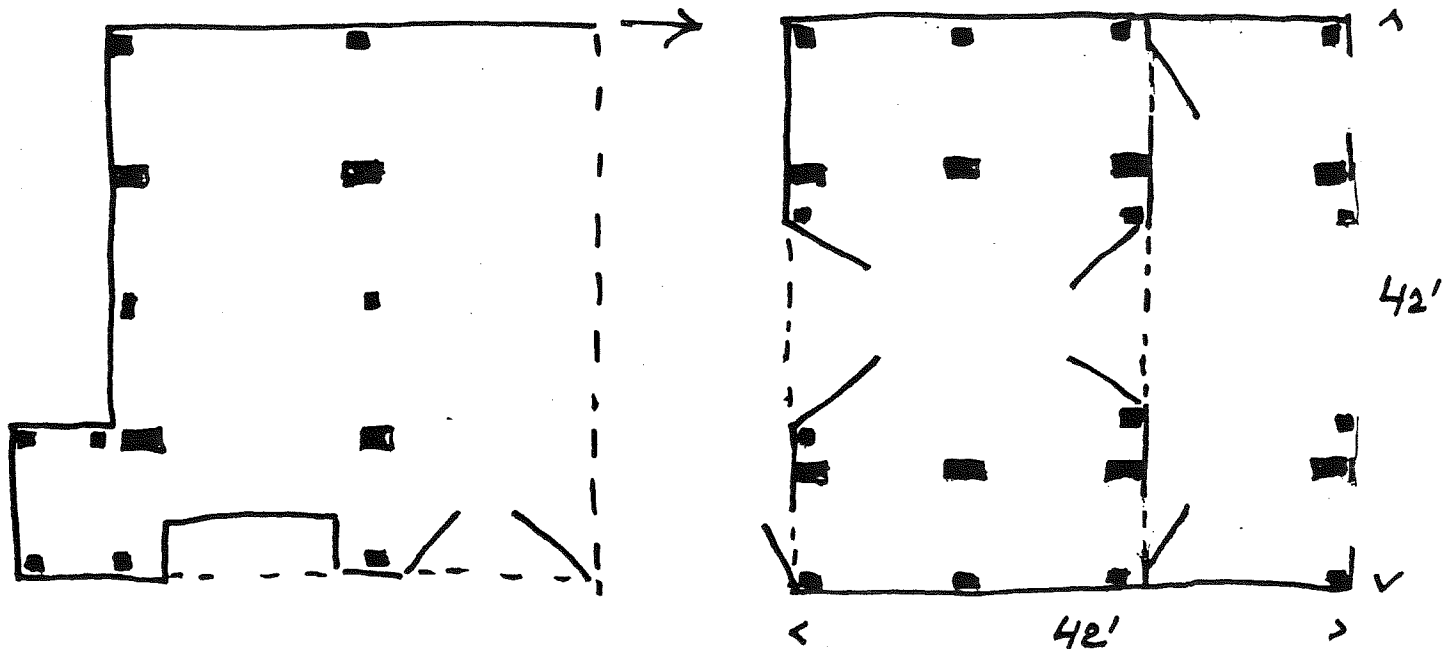
Meeting and Barn Tour, September 25, 1993

The following people attended an informal meeting at Madeline Bleeker's Dutch barn (Ma-5).

Greg Huber, John Kaufman, Robert Anderson,
John Scheringer, Peter Sinclair, Maggie MacDowell
Madaline Bleeker, Marjorie and Edward Shelley

Peter showed 6 gambrel sticks and talked about regional design; mentioned Don McTernon's large collection of 1960 and 70s color slides of Ulster County barns; and told of plans to copy them onto black and white negative for prints. It was decided to have future meetings on the 3rd Sunday of the month.

The following observations and measurements were taken of Madaline Bleeker's original scribe-rule three-bay Dutch barn (Ma-5), illustration A. No notes were taken concerning the later square-rule addition of two bays, illustration B. The memory-sketch of their plan is bellow.




B. TWO-BAY ADDITION

A. ORIGINAL THREE-BAY DUTCH BARN

1. Frame of oak
2. Middle-man hole on center of bottom face of first inner anchorbeam.
3. Bay widths 1st 16'1", 2nd 12'6", 3rd 12'5 1/2".
4. Side aisles 10'4" and 10'3"
5. Center aisle 22'.
6. 14 pairs of round pole rafters. Flat ends against wall plate. Rafters severely notched at purlin plates. They are of white oak, chestnut oak, red maple, and red oak (not original).

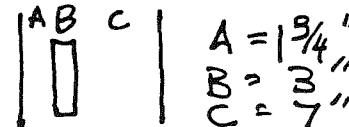
- 7. Oak purlin plate. Single piece each.
- 8. Milled purlin braces, vertical triangulation 54"
- 9. One raising hole per column 18" down.
- 10. One internal column 11 1/2" x 9 3/4"
- 11. One end bent column 12 1/2" x 10 1/2"
- 12. External anchorbeam 9 3/4" x 12" with severe wane edge.
- 13. Anchorbeam/Column Jct. - square shoulder with two trunnels.
- 14. Aanchorbeam braces milled, 4" x 5".
- 15. Marriage marks one inch on left and 2 inch on right.
- 16. Anchorbeam braces have diminished haunch.
- 17. Verdeipingh 9' 6 1/2"
- 18. Both wall plates are spliced.....▷



19. Only the center Anchorbeam has tenons extended, one wedge, extends 7 1/2"

20. John Sheringer noted that some of the oak braces were quarter sawn, indicating that they were a by-product of a mill quarter sawing oak logs for furniture.

Column mortise.....▷

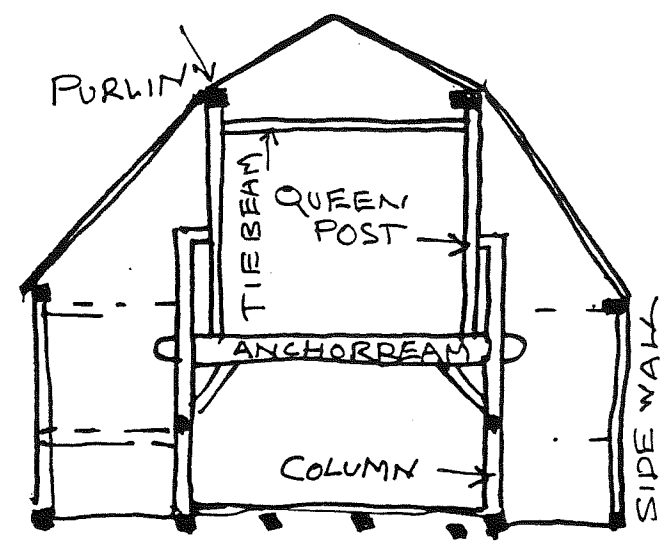
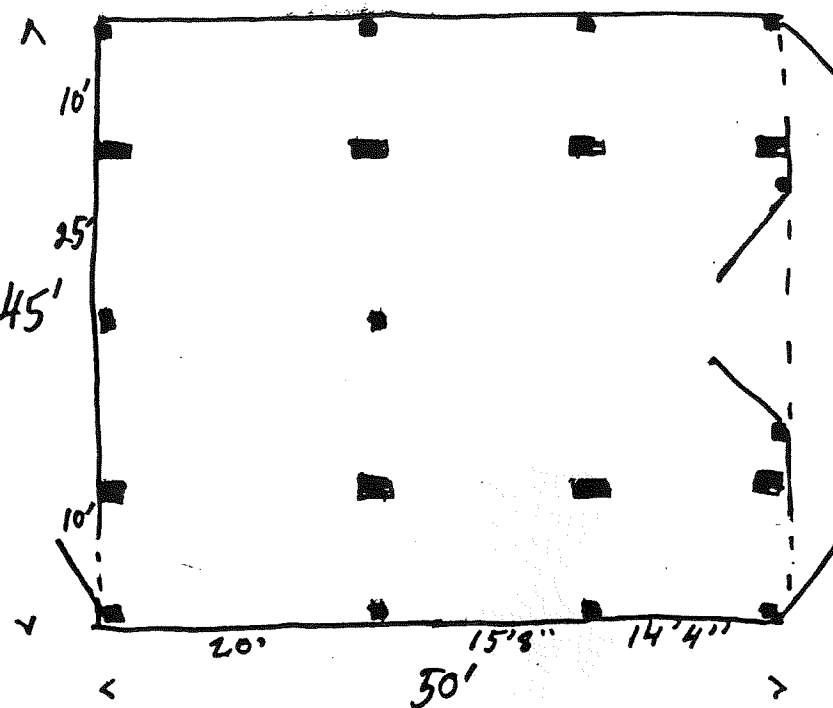


- 20. Marriage marks on purlin braces and columns.
- 21. Front bay originally open and has an inner longitudinal strut between door posts in first and second bent. Inner door post has wooden hinge notches, outer post doesn't.
- 22. Bottom (Soffit?) of Anchorbeam to existing floor is 10' 6".
- 23. Side wall height 13' 7".
- 24. Peak height 32'
- 25. Anchorbeam brace triangulation, vert. 49", horiz. 46 1/2" Internal Anchorbeam 12 1/2" x 10 3/4".

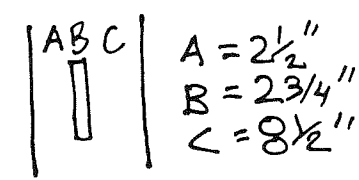
Donald Donohue, of the Ulster Genealogical Society, said that the Bleeker farm was bought in the 1950s by Raymond Davis who died in 1986. His widow, Hilda, who is an aunt of Don's, is still alive. Raymond was one of six children by the third wife of his father Steven H. Davis. Besides running a farm, Raymond worked for the county highway department but after his retirement he kept coming to work. At age 70 they told Raymond it was illegal for him to continue working so he bought a bluestone quarry in nearby Pakema and began to work it. By that time he lived across from the Krumville church and he kept his tools next door. Until the 2nd World War the Davis family had annual reunions at the Krumville and Lyonsville churches, at Forsyth Park in Kingston, and the Grange Hall. As many as 250 people attended.

Local quarrymen forged their own stone tools. Donald recalls working the bellows when he was young. His family quarried for two generations in Krumville and he says that, "There was not an awfully large hole to show for it."

The group next visited the Brody Dutch barn (01-2) in Olive on the Sahler Mill Road. It was built as a three-bay U-barn. Later, perhaps in this century, the side walls were raised and the purlin raised on tall queen posts with tie beams which were set on the anchorbeams. This formed a gambrel roof.

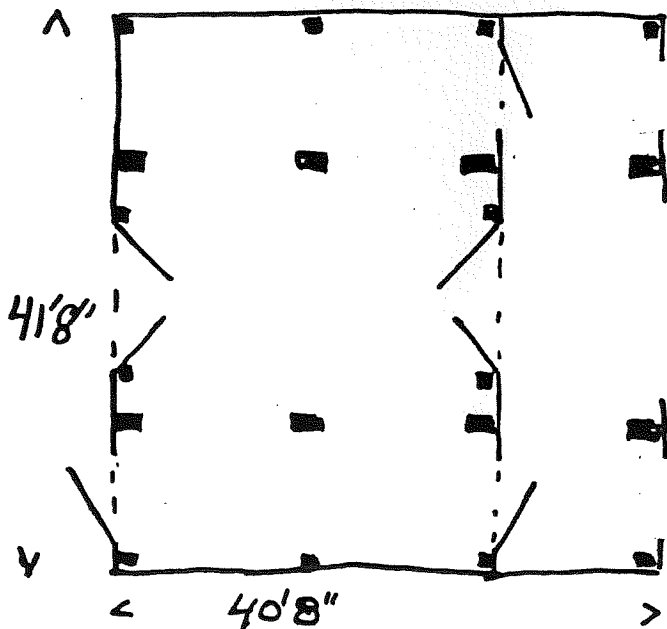


1. Center aisle 25' 2".
2. Anchorbeam tenon extends 8 5/8". Middle Anchorbeam are double-wedged.
3. Verdiepingh 90".
4. Column mortise.....▷
5. 1st inner Anchorbeam 16" x 10 1/4"
6. 1st bay 14' 3 3/4", 2nd bay 15' 8", 3rd bay 20'.
7. One internal column 14" x 9 1/2".
8. Milled purlin braces.
9. Raising holes down about 18 1/2" from column top.
10. H-frame of oak, purlin plates of pine.
11. Door post have slots for four part wooden hinged doors.
12. Anchorbeam braces are milled and hewn.



The group next visited the Ratner three-bay Dutch barn with an open-bay entrance (Ma-10) on the Upper Bone Hollow Road. No measurements or notes were taken. The following information is from the October 18, 1992 notes of Greg Huber and the October 14, 1992, JBPS Field Notes Number 14. of Peter Sinclair.

1. From the outside, the simple four-part wooden hinged wagon doors of (Ma-10) seem similar to the other three or four examples in Ulster County which have survived with latching systems. The right lower leaf has a well worn 1 1/2 inch diameter hole. To open this leaf you must put a finger in the hole, raise the inside wooden latch from the wooden hook which is joined to the removable center post, push the door open, duck your head if you must, and enter the barn. The latches for the other three leaves are only accessible from inside the barn. Usually the upper two leafs are held by and upper wooden hook on the center post as it is on the Bogart barn (Ma-3) and the Joy barn (Wo-1), but the barn doors of the Snyder barn (Sa-5) never seem to have had an upper hook and are held with a string and a stick. The design of the latching system of (Ma-10) is very unique and complex.





2. Outside dimensions 41' 7 3/4" width x 40' 8" length.
3. Nave 21' 2 3/4"
4. West aisle 10' 11", east aisle 10', barn faces almost due south. These unequal measurements correspond to manger and stanson evidence on the longitudinal struts of a cow and horse side.

5. Side-wall 11' 8"
6. Peak estimate 28'
7. Door on second bent, width 9' 10" , height 11' 3"
8. Bay width, south 13' 11 1/2", mid 13' 4", north 12' 8 1/4"
(all these measurements are made between lay-out faces of bents)
9. New horizontal pine siding except for some original on the sheltered second bent. Fastened with wrought nails.
10. 13 pairs of round pole rafters, some squared. Rafter peak trunnels all point toward north end. They are tongue and groove at peak and flat edge on wall plate.
11. Purlin plates one-piece, braces hewn and attached half way down to the anchorbeam. Some are substantial.
12. Column height 18' 7", verdiepingh 6' 8"
13. Single raising hole, about 13 to 18 inches down. One hole has an in situ peg.
14. One column 11" x 8 3/4".
15. Inner anchorbeam 12 1/2" high at midpoint
16. All anchorbeams have extended tenons of about 3 inches with one wedge near the top. The tenons on the third or inner anchorbeam are 6 inches. The shoulders on the columns are square and the anchorbeam secured with two pegs.
17. Marriage marks 2 inch on east side, 1 inch on west side
18. Anchorbeam of north end bent 11 1/2" high.
19. Anchorbeam braces are hewn 5" x 6", triangulation 50 3/4" high.
20. Top of anchorbeam to threshing floor 11' 10"
21. Only lower transverse struts 5 1/4" x 4 1/8", framed just bellow the longitudinal struts, bottom is 64" from threshing floor on east side.
22. Longitudinal struts of two inner bays of west side measure 6" x 5 3/8" and both have manger stake diagonal slots on upper inner edge. 29 slots on center bay, 32 on north bay. One longitudinal strut in center bay east side has vertical stansion holes.
23. Columns of inner bays on west side have topically low horizontal slots.
24. Side-walls have two diagonal braces at outer corners. They are hewn.
25. The gravel covered dirt floor of the west side aisle is 12 inches bellow the top of the threshing floor.
27. Threshing floor appears original. 20 boards one 13' 8" row, 16 boards the other row 6' 7 1/4". All secured with wooden pegs.
28. North end threshing doors new. Upper pintles seem original.
29. There is a 7' 3" x 2' 6" har-hung wooden door with wooden latch resting on ground in west side aisle.

30. Both side aisles have original wooden hinged animal doors. West door measures 70" high by 54" wide.

31. Each side aisle in the first or open bay has three overhead longitudinal beams, their soffits are 7 feet from the gravel floor. The two beams in line with the door posts have marriage marks.

East side 

West side 

32. Barn to house about 237 feet. They are in direct alignment.

33. House is stone on four sides, gable ends are stone to peak.

The original Bleeker barn (Ma-5) and the Ratner barn (Ma-10) represent a form of the Dutch barn not seen before. This open-bay front entrance form where the wagon doors are set in the second bent is evidently very local. The two barns are almost identical in size and share features such as the extended tennons with one upper wedge which suggest a common builder or family of builders. The use of hewn braces in (Ma-10) might indicate an earlier construction date for it.

The open-bay is often a feature of later Dutch barns in Ulster County. These later barns tend to alter and individualize the earlier and relatively uniform design of the New World Dutch barn. The Snyder barn (Sa-5) (1820-30) was built with a side entrance open-bay, and like (Ma-10) has no siding above the anchorbeam. This open loft above the wagon doors and the protected area of the open-bay below is very handy for loading and unloading hay or grain without opening the wagon doors.

Sometimes, as on the Joy barn (Wo-1) (1820), the open-bay was an afterthought or a later addition. In the case of (Wo-1) the open-bay was a two-bay addition off the back of the original three-bay drive-through or true-form Dutch barn. The timber framing of (Ma-5) and (Ma-10) indicate that they were built before (Sa-5) and (Wo-1) and the fact that they were designed originally with open-bays shows that the open-bay concept was realized early.

Finally the group visited the Jessy Hammond three-bay English barn (Ol-3) on the Krumville Road in Olive owned by John Scheringer. It has vertical siding, round pole rafters, high stone foundation at one end, frame of oak, possible original threshing floor. John says it was built about the time of the Civil War. It measures 26' x 40'.

25.

BARN TRIP REPORT
November 1993
by Peter Sinclair

\$2

This report is planned to be issued every month primarily to document the informal Sunday meetings of barn enthusiasts and the barns visited by them. It will also include other miscellaneous barn information that has relevance.

The form of the Barn Trip Report is in the process of evolution and since it is all kept in a computer memory, I plan to edit and update earlier reports as new information comes in. I welcome all suggestions as to the form of the report as well as information concerning local timber frame barns. The goal is to eventually edit the material into a publication which would present a cultural history of Ulster County and the Mid-Hudson Valley with a focus on its Dutch Barns.

This report will be distributed at the informal meetings and barn tours held monthly at different locations. Notice of future meeting and the monthly report are available for \$10 a year. At present there are ten paying informal members and a \$43 credit balance to cover future duplicating and mailing costs.

Fourth Meeting and Barn Tour, October 17, 1993

The following people attended an informal meeting at the home of Letitia Echlin, and visited three Dutch barns in Ulster County, New York:

Anna and John Kaufman, John Dugdale, Gary Miller, Walter Bennett, Ralph, Neaderland, Bob and Amelia Andersen, Catherine Jones, Peter Sinclair, Josi Walker (*), Val Oshame, Maggie MacDowell, Roger Sheff, and Thomas Lanni. (*)difficult to read

The barns visited were the Hardenberg/Echlin (Ga-1), Gardiner, Decker/Bienstock (Sh-1), Shawangunk, and Jansen/Warton (Sh-2), Shawangunk.

Greg Huber moderated the meeting. He suggested we set priorities to visit endangered barns. He listed seven and proposed that the November and December meeting focus on some of these in Saugerties and Woodstock. Columbia County and Plattakill spring tours were proposed, and it was proposed that one day of documentation of the Bogart and Kaufman barns be done before the next meeting. There was a short talk and display of early timber framing tools. The group next visited the Decker and Jansen barns.

Whereas the barns visited in September were small upland barns in the Catskill Mountain on land within the watershed of the Esopus Creek, the three barns visited in October were large lowland barns in the Wallkill Valley, close to the Shawangunk Mountains. In the 18th century these were large, manor-like farms. The Hardenberg farm controlled thousands of surrounding acres. The present Hardenberg barn dates to the early 19th century. The original stone house and barn are no longer standing. Mrs Echlin, who bought the farm in the 1940's has studied its historic background and this report should eventually include some of it.

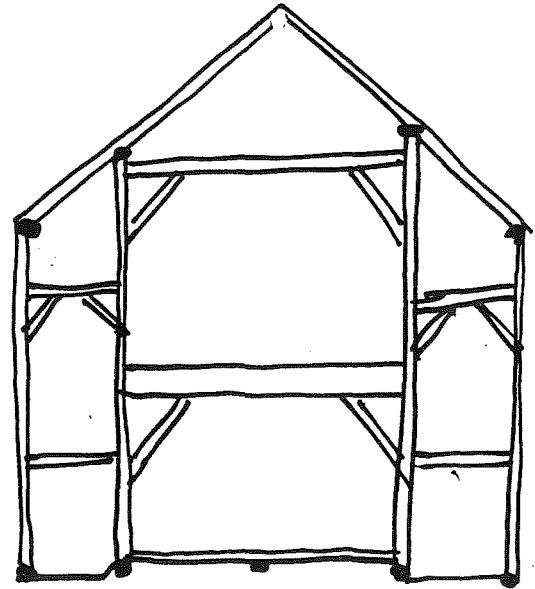
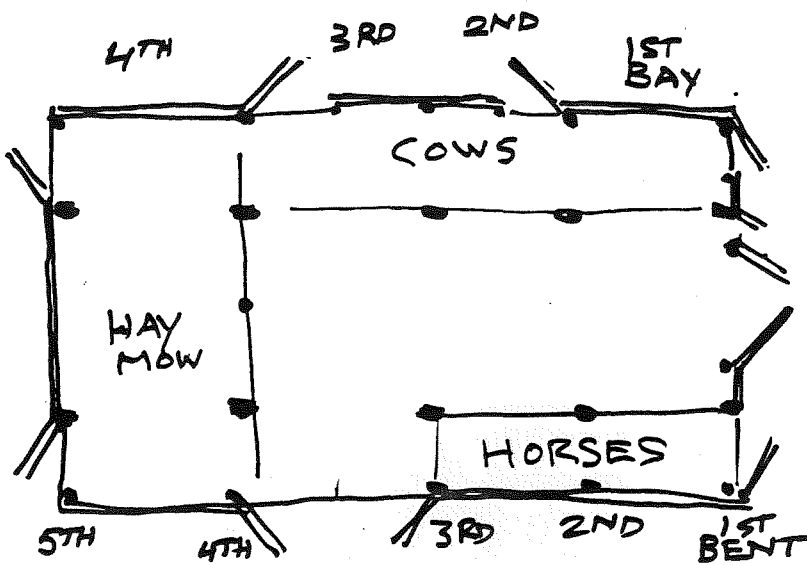
The Deckers and Jansens were among the first to settle in the Wallkill Valley, and their 18th-century barns may represent original structures. In 1664 the Deckers and Jansens were among the Wyltwick Militia who discovered the Wallkill Valley in their final war with the Esopus Indians.

In 1777 Shanks Ben, an Indian, and his Tory friends hid in Cornell Jansen's Dutch barn and when he returned home they rushed to overtake him. The Cornell was quick and barred the door of his small stone house. He called for his guns as the enemy began to hack away at his wooden Dutch door. In conclusion, the enemy fled, a few innocent bystanders were killed, but the Cornell's life was saved.

Walter Bennett has a special interest in the trail which lead over the Shawangunk Mountains into Warwarsing, his township, and he said that the Jansen farm lies at the base of that Indian trail which was the fastest way to Warwarsing by foot, and he has known people who used it. The Decker farm is situated at the other end of that trail and is close to the 17th-century fortified village of the Esopus Indians where the 30 or so Dutch hostages were held for up to one year before their liberation. Warwarsing is in the Upper-Valley of the Rondout Creek. The final report on the Jansen barn should include some of Walter's historic research of the area.

Hardenberg/Echlin barn (Ga-1). This barn may date as early as 1822. Much of the siding and hardware seem original. It is a 4-bay fourth- or fifth-period (see page 27.) Dutch barn with a number of differences in its lay out from a true-form Dutch barn. Its third bay with side entrance and mow wall are a typical English arrangement. It has three-part wagon doors.

No measurements were taken but the columns and posts are tall and the bents have many struts and braces, typical of 19th century elaboration on the true form. There are some reused anchorbeams from an earlier barn. The Hardenberg barn is still used for farm storage and the interior retains a number of original features and evidence of stalls. A possible sheep room or converted granary in the fourth bay was interesting, as well as a long shaped pole which



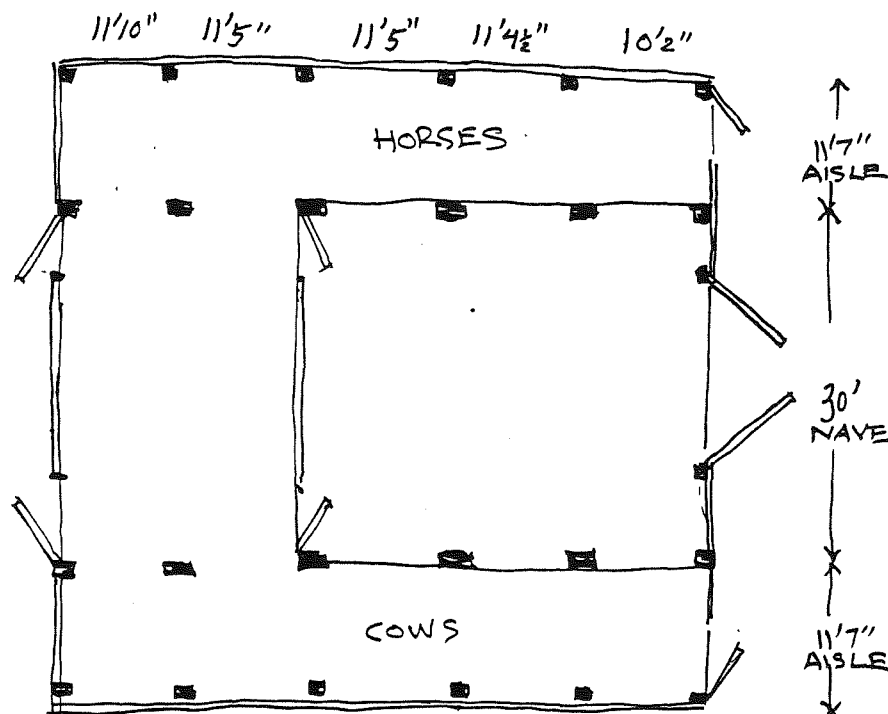
UNMEASURED DRAWING, Hardenberg barn, A. floor plan and B. fourth-bent

Decker/Bienstock Dutch barn (Sh-1)

The initials SS and the date 1750 carved in the columns of the Decker barn makes it the earliest dated Dutch barn known. It is a large barn of five-bays with a 30 foot nave. A number of features including the long purlin braces with lap-dovetails which join to the columns below the anchorbeam, help confirm this 1750 date. It has all the signs of an early scribe-rule barn yet lacks marriage mark. This five-bay barn has undergone a number of alterations so that its original form is hidden within the modifications and recent restorations. Like the Jansen barn, the columns were extended, a higher purlin added, and the side walls rebuilt taller to accommodate a higher roof and enlarge the loft space.

At some time lowered anchorbeams were added to its two back bays to form a U-barn. It is not clear if the barn was originally a drive-through. There is now only one set of four-part wagon doors on the front and no evidence of wooden hinges. The present wagon doors have key-hinges, This is an uncommon system which was widely used in the Northeast and does not have a Dutch origin.

The restoration of the barn has been done with great care. A recent set of vertical stakes about ten inches apart were installed on the cow side of the barn. Each six and a half foot stake sets in a hole in the sill and passes through the longitudinal strut above. It is the recreation of an original partition or stansion design of which evidence is often found in Dutch barns.

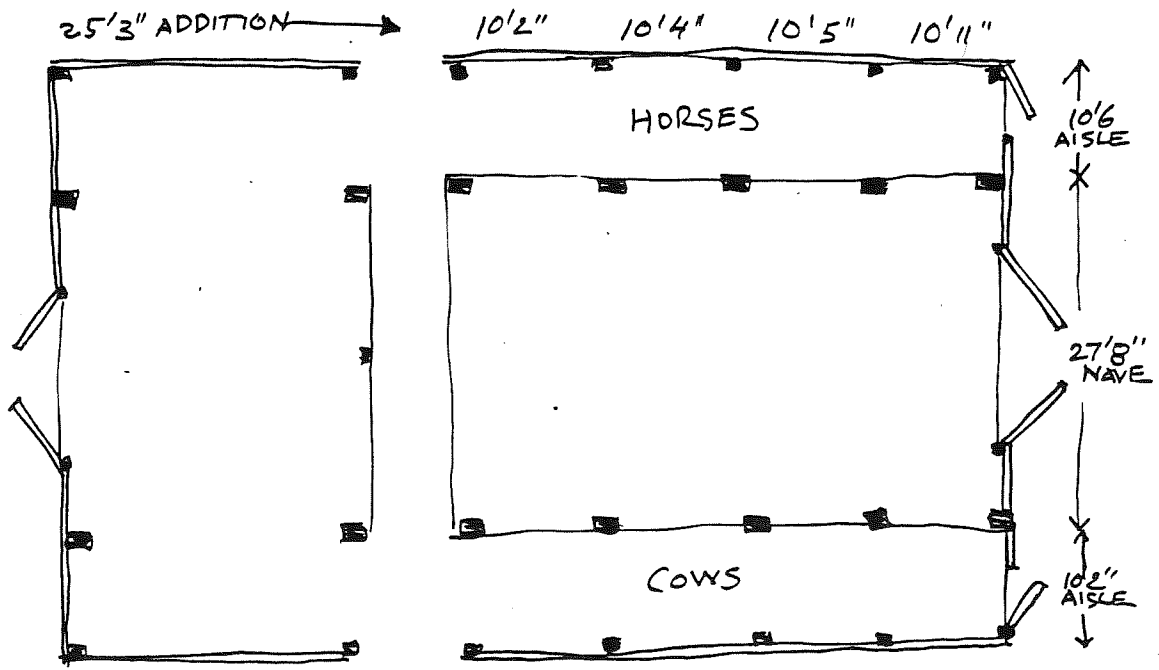


DRAWING, Decker barn floor plan. The side aisles could have been widened when the roof was raised. The bay widths seem original.

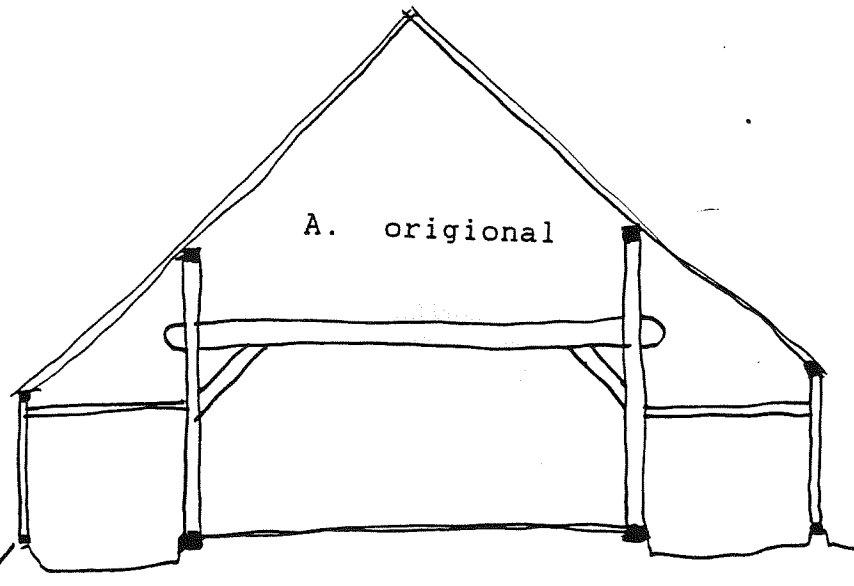
Jansen/Warton Dutch Barn (Sh-2), This is a large four-bay barn with a 28 foot nave. Its roof was raised in the same manner as was done to the Decker barn with column extensions and new purlins. At this time a 25 foot addition was also built off the back. There is evidence on the back external anchorbeam that the barn was not originally a drive through.

The barn has suffered from neglect. The roof is presently full of holes and the rafters and plates are exposed in places. It is scheduled to get a roof soon. If not, the barn will not last much longer and should be documented in more detail. Because of a number of features including lap dovetail joining of the anchorbeam braces and the use of cup marriage marks this barn could predate the Decker barn and so it is a rare survival.

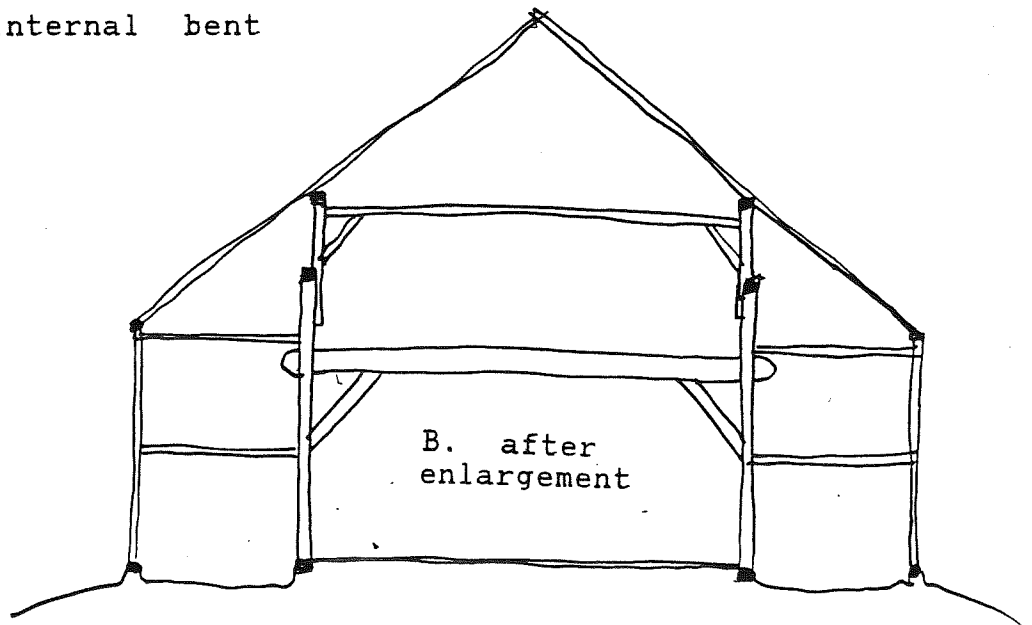
Three barrack plates were reused as aisle struts in the barn when taller side walls were added. Parts of barracks appear in barns as the barns were remodded to store hay and the barracks were then not needed. It shows a 19th century change in local farming from grain cash crops with a few animals to larger herds and more need of hay.



DRAWING, Jansen barn floor plan



DRAWING, Jansen barn internal bent



Peter Haarmann, who is documenting and studying the mixture of English and Dutch traditions in the timber framing of Long Island has been assigning the barns to historic periods. I suggest adopting this system and will establish the following periods...

First	Second	Third	Fourth	Fifth	Sixth	Seventh
1650-1699	1700-1749	1750-1799	1800-1829	1830-1849	1850-1899	1900-

Susan Hallam, from Marbletown, sent ten color photographs of The Frederick Semken barn (Ro-6) on Rands Road, Town of Rochester. It is a period-six, three-bay English-basement barn. I have numbered the photographs and put them in the Rochester barn file. Photo (1.), front view. Typical for Ulster County, the barn has horizontal siding and a pentice over the wagon doors. A front ramp leads to the threshing floor. Photo (4.), a back view. There is a fresh restoration to the right back sill and basement posts and braces. Photo (10.) internal view of end bent. The queen posts to the purlin are canted (set at an angle), and the studs are light and closely spaced, both conditions indicating period-six. Photo (5.) back open-bay leading to stable. This open-bay is reminiscent of a German/Swiss forebay barn of Pennsylvania but open-bays are also common in Ulster County from the fourth period on. Photo (6.) interior of stable showing original tie stalls and feed boxes. These would be good to examine more closely and document.

November, 5 & 6, 1993 attended **MAALHFAM annual conference in Mercer County, New Jersey**, (Mid Atlantic Association of Living Historical Farms and Agricultural Museums) in the Trenton area. It was held at the Howell Living History Farm. They have a connected complex of barns about 200 feet from the house. The barn complex has gone through extensive changes as the sections were added. Most of the framing on the ground floor was removed for a dairy operation and when visited, the mow of the older three-bay English barn was filled with hay. What could be seen of the timbers, they are square in dimension, and-up and-down sawn of hemlock wood. The rafters are light and closely spaced with a simple resting-together in the apex. On the columns, about a foot below the upper tie-beams there are raising holes. One has a small tab of attached wood on the inside face of the column, indicating that the raising hole was drilled from the outside surface and that if a stake or peg had been inserted it would only have projected from the outside of the column.

I would normally date the framing I saw to the fifth or sixth period but there is some local feeling that the original part of the barn may date to the late third period. I realized that I knew little about local framing when I later visited the Old Barracks in nearby Trenton, a two story stone structure built by Americans to house British troops during the French and Indian Wars, I did not examine the rafters, but the original floor joists are the familiar American system of sawn 2x6's on 16 inch centers.

I told Pete Watson, director of Howell Farm, about Ulster County use of a hanging partition between horses and he said that he had seen hanging poles used by the Amish. He thought that some of them had immigrated through Holland.

Returning to Ulster County I visited the New Jersey Museum of Agriculture in New Brunswick on the campus of Rutgers University. It is said to own one of the largest and best collections of its state's historic material culture. With four other MAALHFAM members I was given a tour of the museum and two storage buildings by Martin Decker. I was especially interested in examining their mathooks and siths but found they had none. Of interest was the fact that southern corn knives were much more numerous than northern corn knives and I wonder if this reflects New Jersey's geography or how the collection was formed.

Barns and timber framing are poorly interpreted at the museum. One unlabeled diorama of a farm included a Dutch barn which seemed to be based on Eric Sloan's misinterpretation of The circa 1700 Teller barn of Schenectady, New York. The model farm included a steel windmill and a hay stack but no hay-barrack. Another unlabeled model of a four-bay Dutch barn, painted red with white trim and two part wagon doors, also contains a number of errors, especially in the design of animal stalls. The museum is presently looking for a new director. Perhaps there will be more focus on barns, timber framing, and Dutch culture in the future.

The museum is housed in a large cement and steel building which is a contemporary and award winning architect's work of art and has an industrial feel, alien to historic farming. Its large tall rooms would benefit from warm weathered wood. This grandiose structure is an ideal setting to display historic timber framing. Fragments of historic New Jersey barns, barracks, and outbuildings litter much of the states's rural landscape.

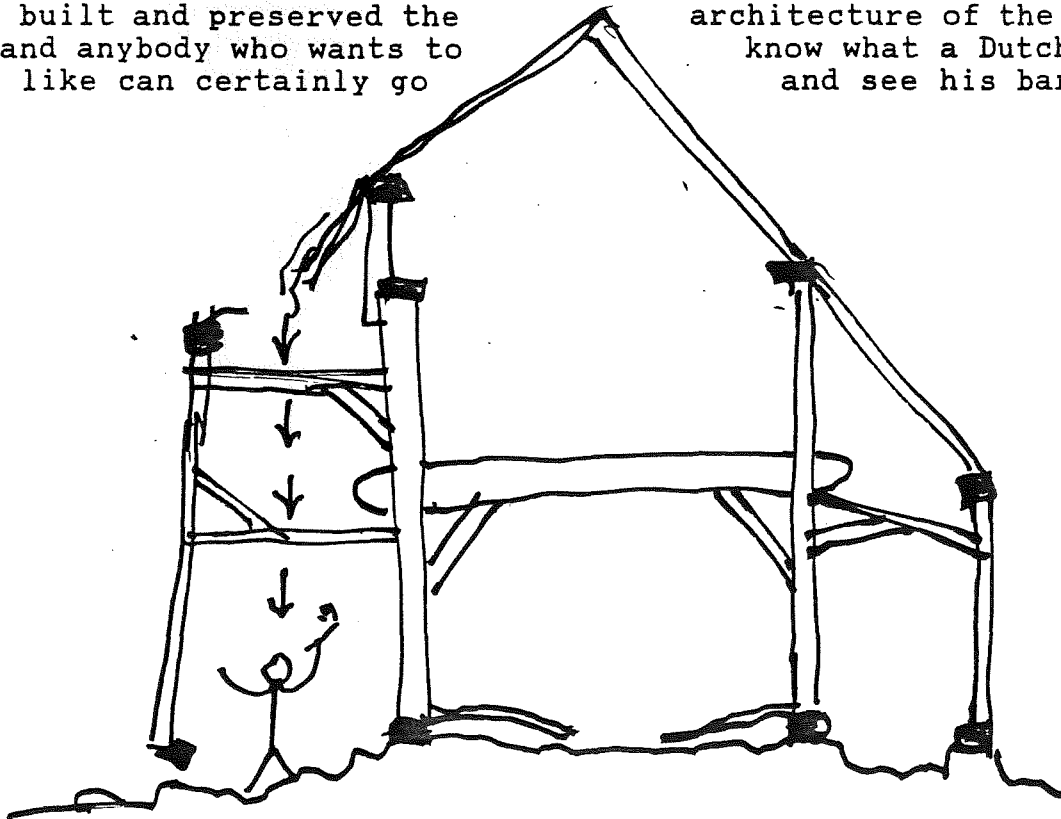
Nov. 10, 1993 letter from Clarke Blair of Montgomery County, NY

Willis Barseid of Palatine Bridge is recovering from Rabies, and the Dutch Barn Preservation Society (DBPS) had a nice meeting nearby at Fort Klock. included in Clarke's letter was an October 31, 1993 article from the Sunday Gazette about David Graulich's new Dutch barn in Carlisle, Schoharie County. David is a dairy farmer who has been inspired by the Larger Wemp barn which was recently moved to Albany county from Fort Hunter, but from the well done colored photographs by Marc Schultz, Gazette photographer, there seem to be some personal touches and larger dimensions to this 60x60 foot 5-bay barn with 25 foot columns, 12 foot side aisles, and 32 foot anchorbeams. David has raised the anchorbeams, installed a heated concrete floor, elevator, windows, chimney, and oil-fired boiler. The beams of white pine, some from trees over 200 years old, were cut at a mill in Connecticut and prepared back on the farm between milkings, with an electric plane, sandpaper, and a protective, brush oil finish.

David plans to store and repair his farm equipment in the building and have a woodshop up in the loft. He chose the Dutch barn design, rather than the contemporary pole and metal structure, because, he said, "The Dutch barn has survived the test of time, so to speak."

Everette "Ev" Rau, trustee, treasurer, and member of the DBPS, told Alan Ginsburg, reporter for the Gazette, that the heavy-timbered box-like construction sets the Dutch barn apart from other types. Explaining why so many Dutch barns survived, he noted that the roof, even in an advanced state of deterioration, still sheds snow. "These H-beams," Ev told Alan, "are so braced that they become almost rigid, and since they're as much as 8 feet to 10 feet inside the drip of the roof, as the building ages, or the foundation isn't kept in good repair, the outer section of the barn may become fragile while the basic shape of the main structure remains unaltered." He added that modern skyscrapers are constructed in a similar way.

Ev estimates there are 200 old Dutch barns in the Capital Region, most of them in a state of deterioration. He is restoring one of them at his home in Altamont. "We've kept track of David pretty well, and he has done his homework," Ev told Alan, "It's a masterpiece of measuring and calculating. David has actually, in fact, built and preserved the architecture of the Dutch barn and anybody who wants to look like can certainly go and see his barn."



DRAWING, Ev Rau taking a shower under the 8 to 10 foot drip edge of a Capital District Dutch barn.

BARN TRIP REPORT
December 1993
by Peter Sinclair
\$2

This monthly report and notice of future meetings are available for \$10 per year. At present there are eleven paying informal members and a \$2.27 credit balance to cover future duplicating and mailing costs.

Fifth Meeting and Barn Tour
 November 21, 1993

The following people attended an informal meeting at the home of Kit and Bill Skolnick in Saugerties and visited four barns in Ulster County, New York.

Greg Huber, Peter Sinclair, Bob Andersen, Maggie MacDowell, Ralph Neaderland, Ed Hammerle, Roger Sheff, Jack Palomino, C. Jedd Sheff, Kit Skolnick, and John Kaufman.

The barns visited were Wolven/Skolnick (Sa-1) Saugerties
 Lawrence Shultis (Wo-2) Woodstock
 Henry Snyder (Sa-10) Saugerties
 Wrolsen (Sa-11) Saugerties

Greg Huber and Peter Sinclair moderated the meeting. Ralph Neaderland and Jack Palomino suggested the idea of a tax incentive for people who maintain historic barns. Ralph suggested the need for an endangered barn list. It was decided to meet next on Sunday December 12th. Maggie MacDowell will arrange a meeting place. Peter Sinclair brought eel spears and a flail, a sith and a corn knife, and spoke about their cultural connections.


Wolven/Skolnick barn (Sa-1)

The small stone house and Dutch barn in Pine Grove in the township of Saugerties were built in the 18th century by a family of Wolven, a descendent of Gotfried de Wolven, one of a large number of Palatine Germans who came to the Hudson Valley in 1710. Many of these Palatines moved on to Pennsylvania and the Mohawk Valley west of Albany, but a few families stayed and eventually bought land and built homesteads in Saugerties. In the mid 18th century there were only a dozen or two family names in Saugerties. Half were Dutch and half German with a few French and English names, but the people's house and barn architecture followed the Dutch/American traditions which had been established in the Mid-Hudon Valley a hundred years before.

In the 18th century Saugerties was part of the common lands of Kingston and farms like that of the Wolvens were few and isolated. During the Revolution this sparsely populated frontier was in constant danger from marauding gangs of Tories and their Indian allies. In 1779, a local party of men from Col. John Snyder Ulster County Militia led by Lieutenant Peter Post was returning from an assignment to scout along the eastern base of the Catskill Mountains. On his return home, Peter Post was overtaken by darkness and stopped at this Wolven farm.

"After he had retired the house was surrounded by a gang of tories and Indians , who carried him off as a prisoner to the mountains, where they kept him for four or five days. Some of the tories having been neighbors of Mr. Post, interceded with the rest of the party and procured his release, not however, until they had stripped him of his uniform. He reached home safely, and never took up arms against the British after this. It was supposed they had released him on those conditions - that is, parole. He, however, never would give any reason for his not doing so." (*)

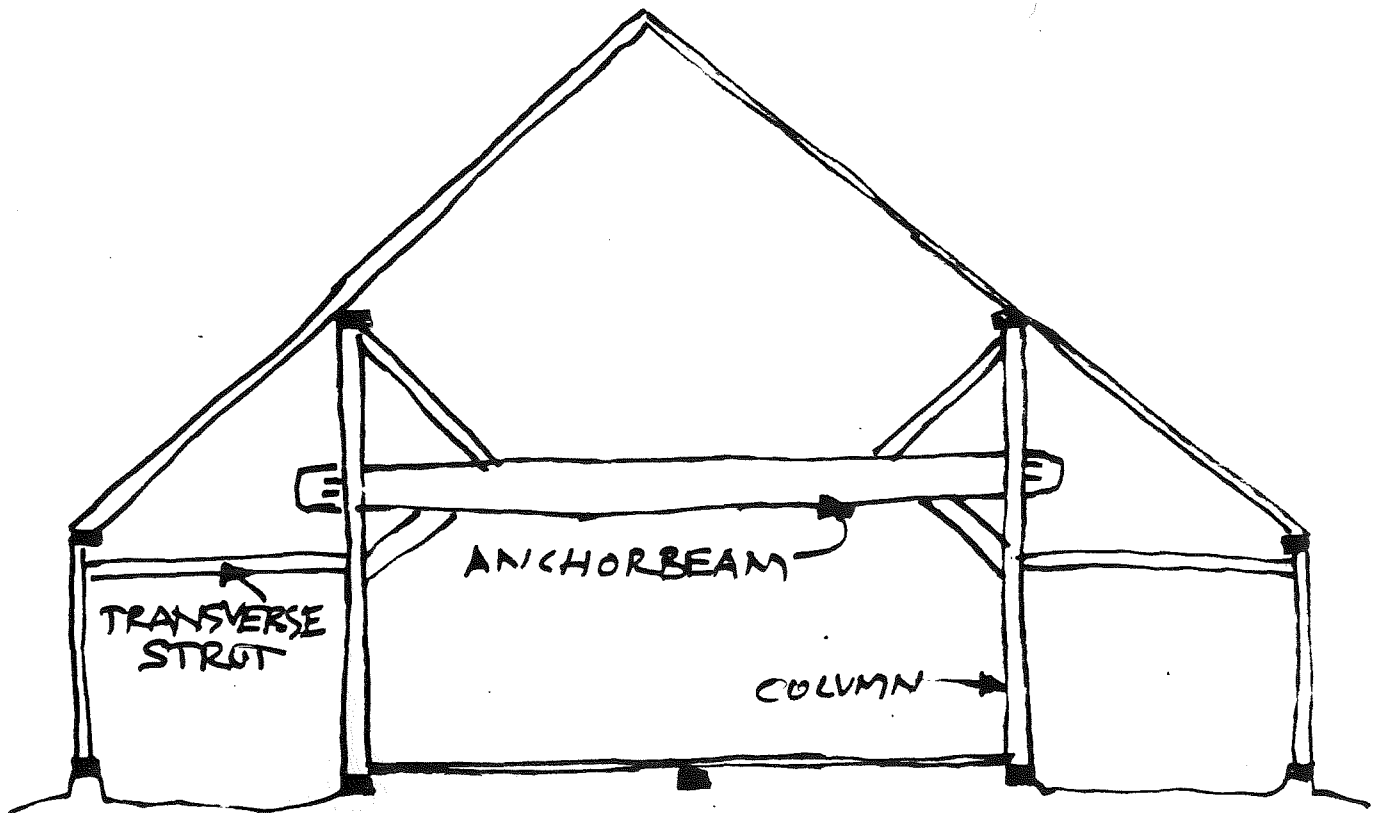
The Wolven barn is a well preserved example of a three-bay mid-eighteenth century Dutch barn. Originally its was a drive-through or true-form barn with four part wooden hinged wagon doors on the gable ends. Side entrances and box stalls were added when it was used as a stable but much of the timber framing remains exposed. It measures approximately 50 feet wide and 40 feet long. Its 9 foot side walls and steeply pitched roof are similar to the Nieuwerk (Hu-2) 1766 barn in Hurley. The 19th century two-bay addition off the back has preserved some of the original siding as well as a martin hole of the church shape which was used frequently on Dutch barns throughout the Hudson valley.



DRAWING 1. memory sketch
Church shaped martin hole

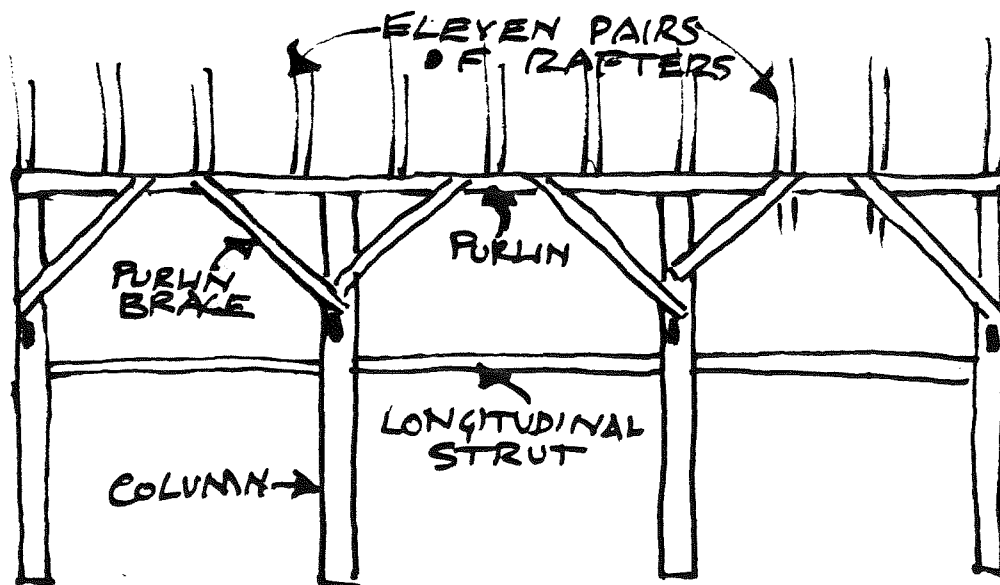
Measurements of the Wolven (Sa-1) barn were taken in 1988 and use a system which predates our present one. The barn should be remeasured.

(*) The Pearl, Vol 1, No. 2, February 1873



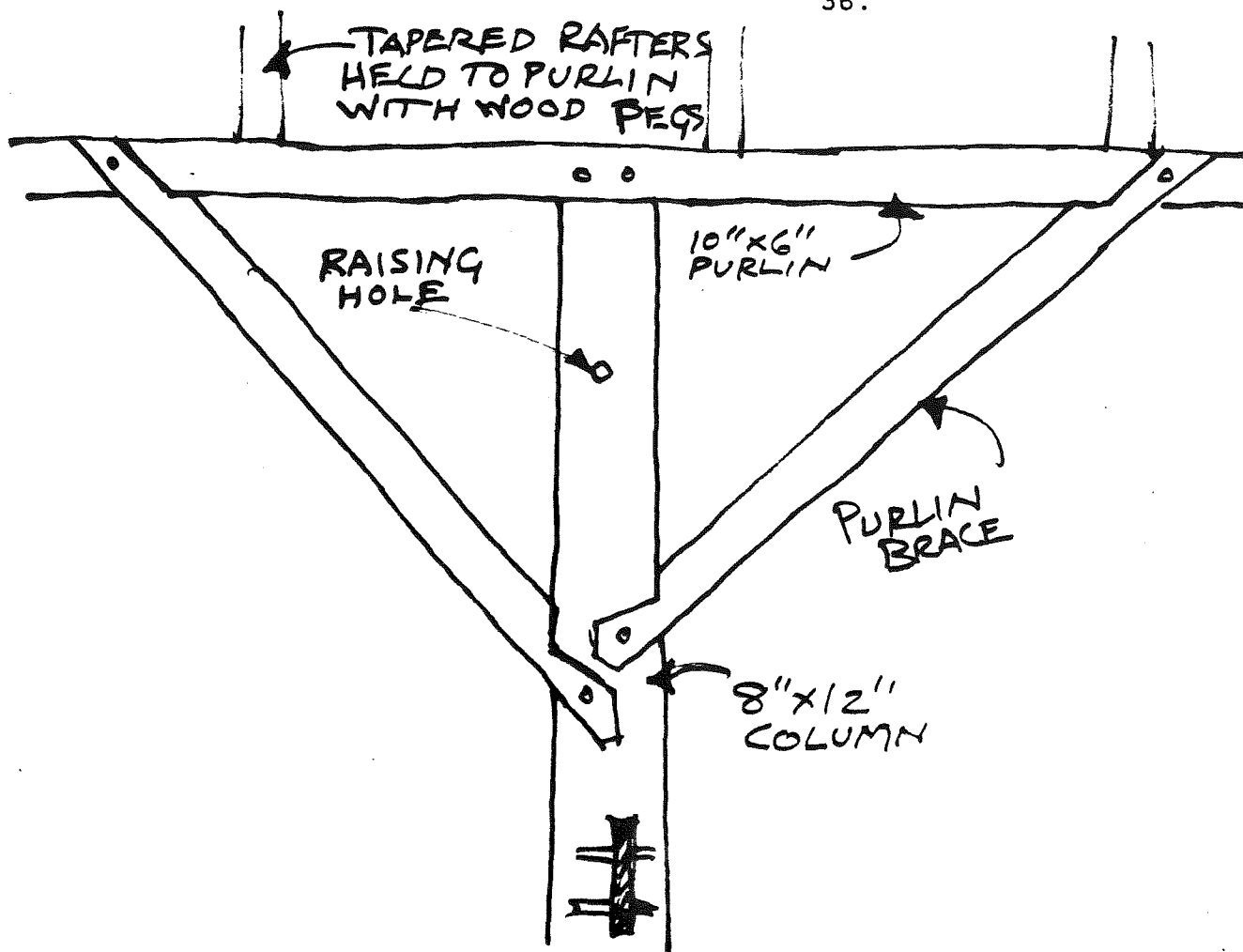
DRAWING 2. Wolven (Sa-2) barn, internal bent.

The long upper-braces in the H-bent are a unique example for Ulster County. Upper-braces are occasionally found on Dutch barns in other areas and the upper or rising-brace is characteristic of early barns in Nassau County, Long Island.



DRAWING 3. Wolven (Sa-2) barn, internal columns, longitudinal struts, purlin braces, purlin, and rafters.

The purlin braces are shorter than those of the Decker (Sh-2) 1750 barn in Shawangunk or the Kiskatoon barn (Sa-6), a second period barn built just north of here. It is an indication that the Wolven barn is a third period barn.



DRAWING 4. Wolven (Sa-2) barn, lap-dovetail joining of the purlin braces and position of the raising hole.

Lawrence Shultis Dutch Barn (Wo-2)

This four bay true-form Dutch barn was built in the early 19th century by Henry P. Shultis (1791-1883). , before their church was built in Shady in 1827, Methodist services were held in this barn. When Henry P. came to this Catskill mountain wilderness called Whittenburg in the township of Woodstock, Ulster County, he built a log cabin near the brook. The building is no longer standing. He later built a frame house further up the hillside, and above that a Dutch barn both of which remain. In addition to farming his hillside land, Henry P. was a land agent for the Livingston family of Dutchas County who owned and rented many of the local farms to tenant farmers.

There are a number of tales concerning the activities of local Down Rent farmers who disguised themselves as Indians during their up-state rebellion of the 1840's, including an act of tar-and-feather violence to John Lasher who had been hired by Henry P. Shultis to take his team of oxen to Cooper Lake and haul out some logs which tenant farmers had cut. The leases said the landlord owned the timber, but the Down Rent farmers claimed the wood as theirs and blew the call for rebellion on their tin horns, put on their calico disguises. By their numbers they overcame Lasher's resistance, and put him through a traditional form of torture and mockery. (**)

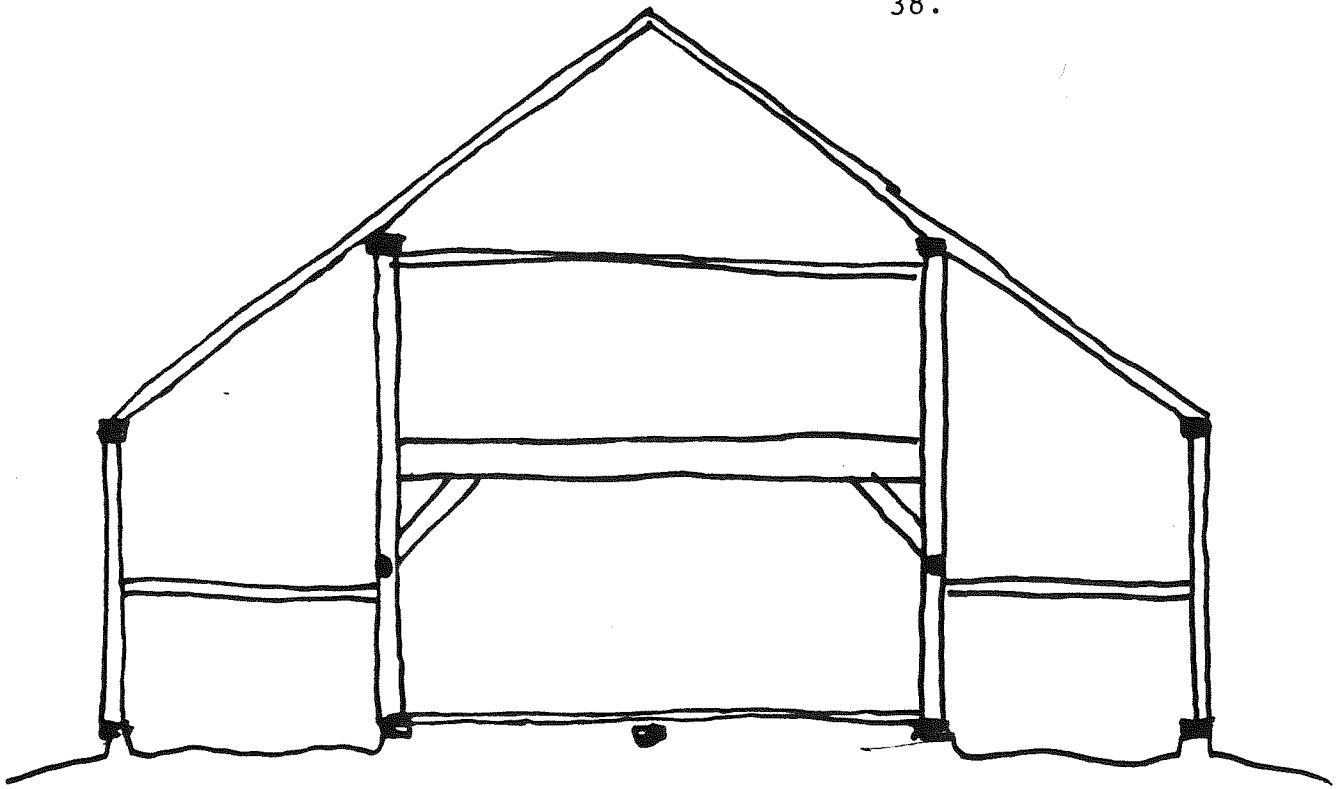
Lawrence Shultis and his wife still live in the house. She said that on the Shultis farms in Whittenberg, the boy who found the red ear of corn during a husking bee had to kiss all the girls. In other areas of Ulster County the reward was usually to kiss only the one of his choice.

The farm was worked until recently by the Shultis family and over time the original barn was added to with a number of extensions. Much of it contains evidence of early specialized accommodations for animals and crop storage. There is a hand operated fanning mill and a bench chopper for cutting fodder. The metal roof is in good condition but recently the left aisle was excavated to accommodate more sheep and this has caused serious structural problems. Because of this we have placed the Shultis (Wo-2) barn on the endangered list.

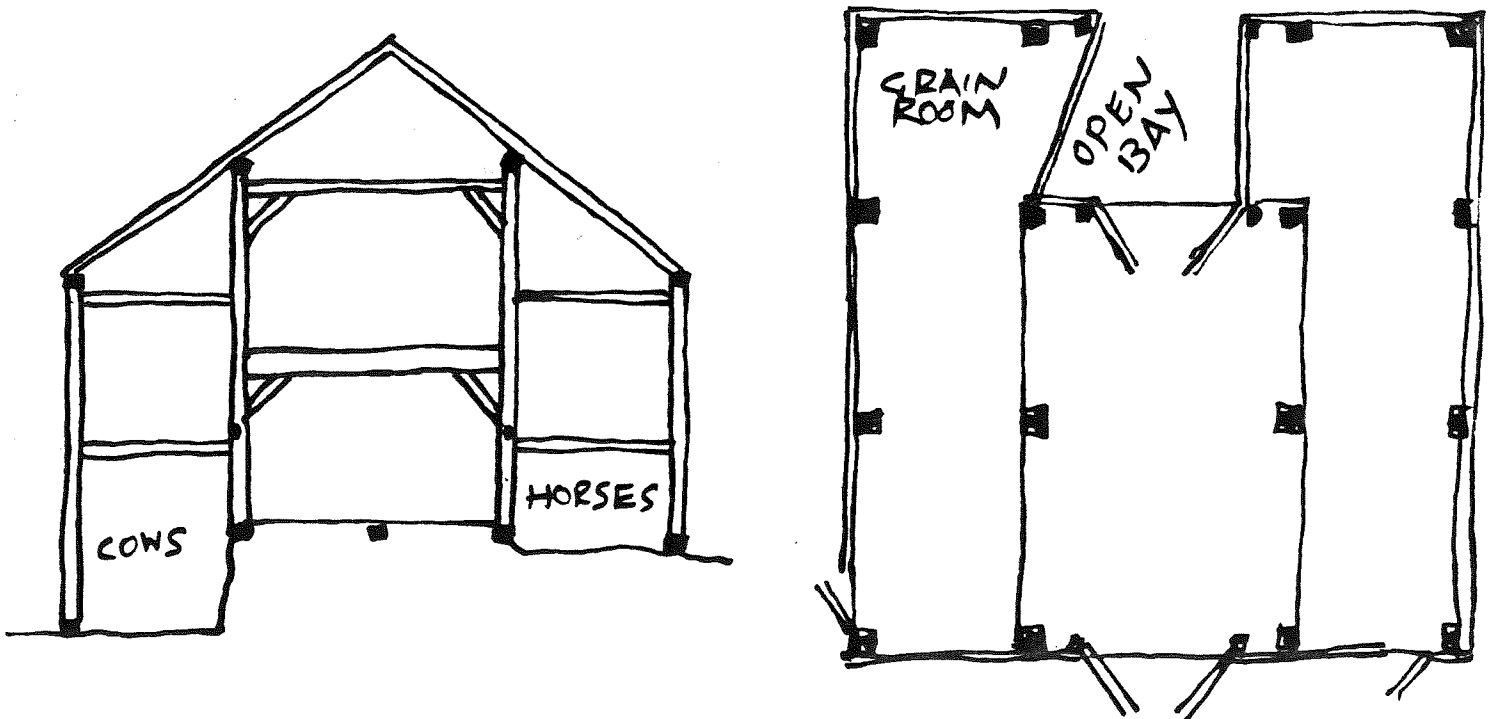
There is a single aisle Dutch barn (Wo-3) on a Shultis farm just above the Lawrence Shultis farm. The group did not visit it. Like (Wo-2) it has a number of additions and contains a number of original features such as a stake manger with log trough for sheep and a log boom used for grain storage and probably originally kept in the loft of the frame house. The farm is owned by Mitch Vinicor who recently saved the barn by giving it a good roof. The condition of the barn could be improved by keeping the brush cut back along its uphill side. This overgrown condition adds moisture and thus rot to the sills. It is a job that takes a few hours and can add years to the life of the barn.

William Kiessel, who lives further up the hill, has studied the Shultis family and has a number of family heirlooms.

(**) Chapter 5, Woodstock History and Hearsay, by Anita M. Smith, 1959.



DRAWING 5. Internal bent of Lawrence Shultis (W0-2) Dutch barn



DRAWING 6. Internal bent and floor plan of the Henry Snyder (Sa-10) Dutch barn.

Henry Snyder Dutch Barn (Sa-10)

The Henry Snyder farm is located on the shelf of steep hill overlooking the flatland of the Esopus Creek. The Dutch barn built above and to the side of the frame house takes advantage of the hillside. It contains a stone cistern which collects roof water and its bowery in the left aisle is a floor below the threshing floor. John Fitchen first noted this style of Dutch barn with lowered side aisle when he visited the Palen (Hu-4) barn in Hurley. There is also a well preserved example in the Brink/Muller (Sa-9) barn about a mile from the Snyder (Sa-8) barn.

Henry Snyder's barn and house are fascinating examples of an early 19th century, locally evolved Dutch-American architecture (***) which has been carefully designed for the practice of a horse powered form of traditional and diversified farming. The barn and house are in excellent condition. Henry Snyder is 86 years old and no longer farms. He leases his fields to a nearby produce farmer, one of the last in the valley.

The columns in the barn have double raising holes like the Shultis (Wo-2) barn, the clapboard siding in the gable has two round shaped martin holes, and the barn contains many rare and original features such as the grain room. When the group visited the farm late Sunday afternoon, there were two flails hanging on the wall, and we asked Henry what they were tied with he said eel skin. He used to fish them with a hook in the Esopus. They used to flaille buckweat on the threshing floor and winnow it in the fanning mill. It was then taken to the mill for grinding. We should begin to talk with Henry about how it used to be on this farm and document his tools and barn.

WROLSEN (Sa-11) Barn


At the end of the day the group made a short stop at the Wrolsen barn in Highwoods, Saugerties. Built in 1929-30 by Wrol "Nick" Nickolas Wrolsen, a Norwegian sailor and carpenter who came to the Hudson Valley with his extended family to be a farmer. The present barn replaced what may have been a small Dutch barn. An illustrated article about Nick's barn was written in 1990 (****)

Ing Wrolsen, Nick's son who helped build the barn, lives on the farm today and has been using the barn for hay storage. He recently selectively harvested some white pine which he had milled on a portable wood-miser band-saw and intends to do some repairs. The 60 year old galvanized metal roof is just now showing rust.

Greg Huber has submitted the following 1-12-1991 documentation of the Lawrence Shultis (Wo-2) barn in a form which he suggests for organizing future barn information to make comparison easier.

**Lawrence Shultis (Wo-2) Dutch Barn
Whittenberg, Woodstock, Ulster County**

1. Distance of barn to house



Distance of barn to Road	approximately	1,000 feet
2. Exterior dimensions	width	45' 10"
	length	40' 5"
3. Height of sidewall (top of plate to bottom of sill)		12' 8"
4. Exterior siding	novelty and horiz. clapboard	
5. Slope of roof		35 degrees
6. Height of peak	aprox.	31'
7. Layout faces of bents		toward house
8. First interior H-bent	anchorbeam	14 1/4"x8 3/4"
	anchorbeam mortise	a. 1 3/4"
		b. 2" c. 6 1/4"
	left column	10 1/4"x8"
	right column	10" x 7"
	tenon	1' extension
	wedges	none
	pegs	two
	shoulders	square
	nave	23' 5"
	column height	19' 4"
	verdiepingh	7' 7"
	brace	hewn
	(brace triang.) vert	3' 9"
	horiz	3' 7"
	original tie beams on internal bents removed	
9. External H-bent	tenon	1"
	wedges	none
	left door post	8" x 5 1/2"
	right door post	7 1/2"x5 1/2"
	collar tie on rafters is morticed	
	door posts from outer edge of column	6' 6"
	have notches for four part doors	
10. Side aisles	left	11' 3 1/2"
	right	10' 8"
	earlier stake wall replaced with modern stansions and horizontal doors that open up	

11. Wood species	A.B.	oak
	columns	oak
	braces	oak
12. Original bays		three
	(measurements between layout faces)	
	1st bay	12' 7"
	2nd bay	13' 11"
	3rd bay	13' 5 1/2"
13. Raising holes		2 per column
	upper	19 1/2" down
	lower	10 1/2" from AB
14. Rafters		11 pairs, hewn
15. Logetudinal struts	left	7" x 5 1/2"
	(?) (bot. Col to top of strut)	46 1/2"
	notches for manger stakes	39 in mid bay
16. Transverse struts		7 1/4" x 6"
	(?) (bot. Col to top of strut)	53 3/4"
17. Purlin plates		7" x 9 1/2"
		no splice
18. Purlin braces		milled
	triangulation vert.	3' 8 1/2"
	horiz	3' 10 1/2"
19. Wall plates		no splice
		5" x 6"
20. Wall posts	(?)	6" x 6"
21. Threshing floor		half original
22. Scribe marks	right side of first internal	
	AB, 2-foot mark with full	
	2 1/2" circle	

(***) The Dutch-American Farm, by David Steven Cohen, N.Y. Univ Press, 1992, 240 pp, 33 illustrations.

Cohen is an historian, folklorist, and a prominent New Jersey scholar with interest in material culture, its origins, development, and social implications. He has written a number of regional articles and books about the diverse culture of rural New Jersey. This recent book contains a number of references from 17th, 18th, and 19th century records of New York and New Jersey about Dutch barns and hay barracks. Cohen uses the term Dutch-American to define the architecture. He is especially interested in the 18th century introduction of English style into Dutch-American house architecture. The central hallway or Georgian floor plan and the gambrel roof that became characteristic of Dutch-American houses in New Jersey. These are house styles resisted in Ulster County which maintained a more conservative rural form.

(****) Bulletin Number 1. of the Joy Farm Preservation Society, The Wrolsen Barn; an eclectic design with Dutch influence, by Peter Sinclair

BARN TRIP REPORT
January 1994
edited by Peter Sinclair

\$2

This monthly report and notice of future meetings are available for \$10 per year. At present there are 20 informal paying members and a balance of \$29.42 to cover future duplicating and mailing costs.

NEEDED

**Someone with computer experience
to instruct me in setting up a barn data-base
and an address label program.**

Fifth Meeting and Barn Tour

December 12, 1993

The following 17 people attended an informal meeting at the home of ~~Raul~~ and Edith Kelley in the Township of Lloyd:

Greg Huber,	Peter Sinclair,	Maggie MacDowell,	Bob Anderson,
Katya Kopaskie,	Miguel O. McClung,	Johnathan Nedbor,	Tanya Marquette,
Ralph Neederland,	Jack Palomino AIA,	Laura Bennett,	Walter E. Bennett,
Brian McKay,	Paul & Edith Kelley,	and	Roger & Todd Sheff.

A tour and documentation of one Dutch barn in Lloyd and two in Plattikill was made. The barns visited were:

Elting/Kelley (Lo-1)
—/Grosman (Pl-1)
— Joy/McKay (Pl-2)

Maggy MacDowell moderated the meeting. Each of the attendants introduced themselves and spoke briefly of their interest in barns. Ralph Neederland told of the problems that Marletown preservationists had encountered recently with town code enforcement which wanted to tear down the carriage barn at the Wynkoop/Lonsbury house. The barn and house are presently being restored and the owner would like to eventually restore the Dutch barn to which the carriage barn was attached. It was documented by Fitchen in the 1960's but was destroyed soon after. Brian McKay told of three Dutch barns in the immediate area which were unknown to the group. Greg Huber suggested we formulate a mission statement. Peter Sinclair brought a group of Dutch pad hinges and there was a sharing of information about hinges.

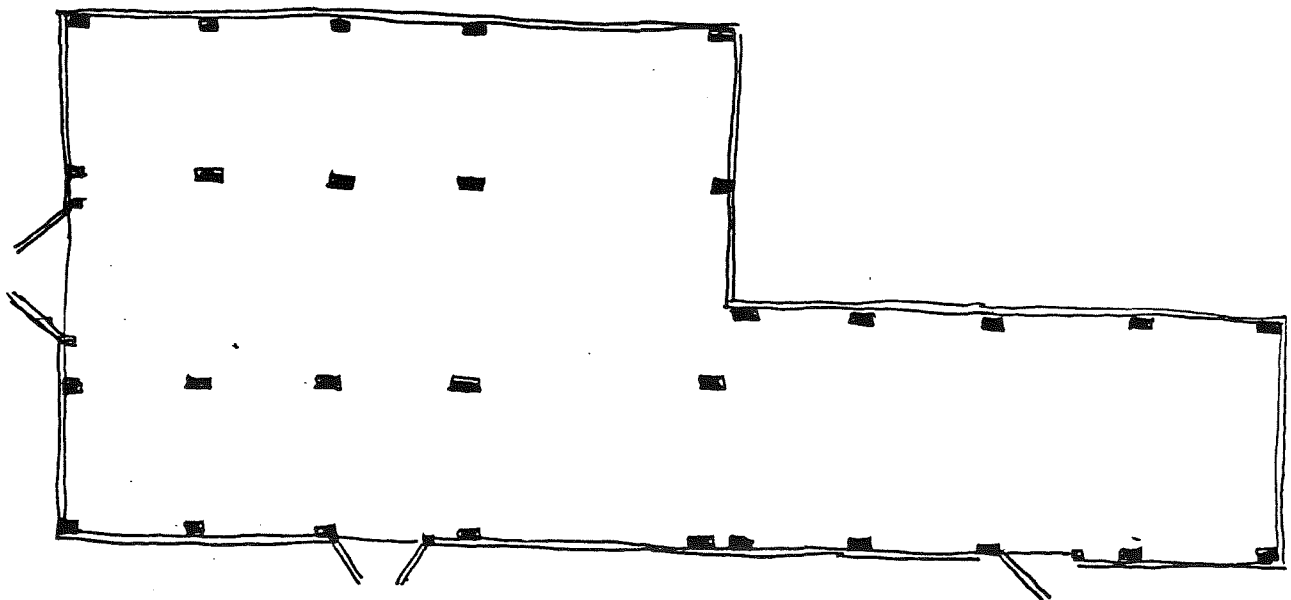
Elting/Kelley barn (Lo-1)

The Elting farm in Lloyd was founded in the 1790s and originally had 1,000 acres. It now has 30 acres. The House is a large stone building which replaced the original frame house. Like the barn the house shows evidence of change and addition.

The Kelley barn is a four-bay Dutch barn with a three-bay single-aisle addition off the back. The barns are placed on a bank and have a basement with access on two sides. The Barns contain many re used parts and have undergone a number of changes. It would take more time than we had to fully understand the structure and its development.

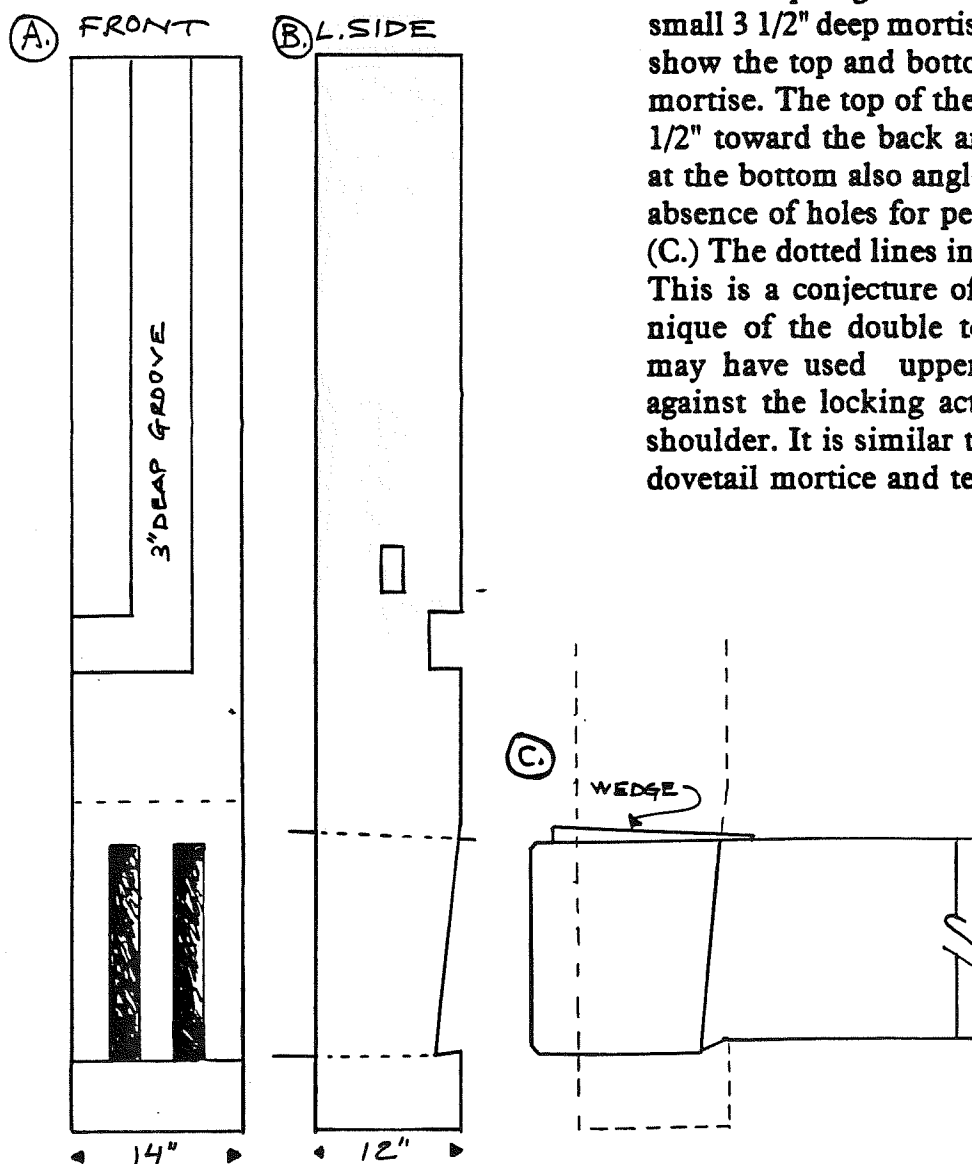
One 10" x 15" anchorbeam in the larger barn was of up-and-down sawn oak. An empty brace mortise with diminished shoulder indicated that it had been re used from an earlier barn. The use of sawn, rather than hewn, beams is rare in early Ulster County barns but could be explained by a saw mill site across the road. The eight columns in the addition are reused from an earlier Dutch barn. The anchorbeams have been lowered to be level with the floor of the larger barn.

The basement of the Kelley barn is intriguing for the number of reused timbers of earlier frames. These include a section of purlin-plate with lap dovetail brace joining and a 14" wide column mortise. Especially interesting was a massive column support that may be a part of a mill. It has a unique double mortise 17" wide. An L-shaped groove on the face shows very clear evidence of the use of a bull-nose auger, thus dating it early. Drill bit evidence is often hard to find but like nail style, it is a good indication of age.



DRAWING 1. Elting/Kelley barn floor plan.

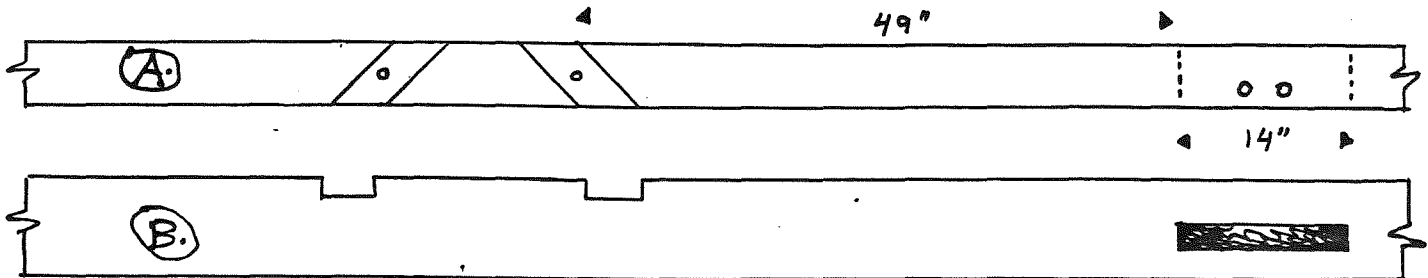
DRAWING 2. Elting/Kelley barn re-used 12"x14" collum in basement. This fragment of a column is reversed in the barn and represents only a part of the original timber. It may have been from a grist mill.



(A.) This front view shows the 3" deep L-shaped groove and the double 2"x17" through-mortises below it. The dotted line indicated the beginning of the diminished shoulder.

(B.) This side view shows the opening of the L-shaped groove and just above it a small 3 1/2" deep mortise. The dotted lines show the top and bottom of the through-mortise. The top of the mortises angle up 1/2" toward the back and the 2" shoulder at the bottom also angles up slightly. The absence of holes for pegs is notable.

(C.) The dotted lines indicate the column. This is a conjecture of the joining technique of the double tenon beam which may have used upper wedges to set it against the locking action of the angled shoulder. It is similar to the thru wedged dovetail mortice and tenon.



DRAWING 3. Elting/Kelley barn, re-used 5"x8" timber. This timber was re-use as a floor joist. The view of the outside face (A) shows the open grooves and peg holes which originally held the lap-dovetail braces. Their angle is an estimation. The dotted lines on the right show the 14"x2" through mortise and its two peg holes. The view of the bottom face (B) shows the offset mortise, 3 1/2" outside shoulder, 2" through mortise, and 2 1/2" inside shoulder. I had assumed that this was a purlin plate from an eighteenth century barn, perhaps part of the frame of the re-used H-bents in the small barn. Greg Huber feels that if it were a purlin the through mortise should be offset toward the outside.

/Grosman barn (P1-1)

The Grossman barn is undergoing restoration by its owner. It is a true form three bay Dutch barn, 41 feet wide by 40 feet long, and contains much of the original frame. While conservative in its proportions, like an 18th century barn, it was estimated to be built in the early fourth period (19th century). A light pole with a series of round holes and one rectangular mortice seems to be a re-used hay barrack plate. It should be re-examined more closely for the angle and wear of the holes.

Joy/McKay (P1-2)

The McKay barn is a moved-and-restored three-bay true-form dutch barn which originally stood on the Sawkill Creek in the township of Woodstock. It was condemned by the City of Kingston Water Department in 1988. Brian McKay bought the barn and had the frame repaired and re-erected in Plattakill. Much of the sill system, side-walls, and one internal anchorbeam needed replacement and were taken from the barn's two bay addition.

Before it was dismantled the barn contained internal plank walls, stalls, and feed boxes which proved to have been built over evidence of an earlier style of horse manger and an original two-bay stake wall on the cow side. Brian has personalized some details of the barn, such as the structure of the pentice roof, but its restoration, which is nearing completion, is progressing toward a serious interpretation of a small fourth period Ulster County Dutch barn. Its wooden hinged doors have been replaced. He has maintained the central wooden threshing floor and is restoring the animal stalls and the dirt floors in the side aisles.

The property is especially interesting because of an original stone and brick house that the barn accompanies. This late 18th century house was built by a New Jersey family and is a typical Dutch house of Bergen County, New Jersey, or Rockland County, New York. Its gambrel roof, and Georgian floor plan with a central hallway are architectural elements in Dutch/American house architecture which David Cohen (*) and others have described as features which represent a turning point in that culture. Many of the early houses of one and two rooms indicated a lifestyle which was intimate and organic. Adopting the central hallway Georgian style house represented the change to a more formal and less communal lifestyle.

The following article is about efforts by the owner of the Joy barn, Brian McKay, and some other people in the township of Plattekill to pass local legislation which would be important for the future survival of barns there.

Board rejects proposed farm protection law

By DEBBIE KWIATOSKI
Correspondent

MODENA — A proposed agricultural protection law, which would have given favored treatment to existing farms in the town, has been turned down by the Plattekill Town Board.

Republican Councilman Vincent Petrocelli cast the deciding vote last week, scuttling the law that had been drafted last year.

Under the proposal, farmers would be allowed to use their land for agricultural purposes without having to go before the Planning Board every time they wanted to convert more land to farming or make agricultural related improve-

Plattekill

ments to their existing operations.

"It stresses the importance of agriculture in town," town Supervisor Judith Mayle said, trying to convince the majority of board members that the law was in the town's best interest.

"It clearly outlines agricultural uses and eliminates many of the nuisance complaints that residents moving close to working farms would sometimes make," she said.

Petrocelli and fellow Republican Gerald Gardiner ran last November on a platform of streamlining local government and keeping new

ordinances to a minimum. They opposed the agricultural protection law from the beginning and had raised questions regarding its intent versus its probable effect on local landowners.

Councilman Charles Bond abstained from voting on the law, leaving only Mayle and Councilman Brian McKay in favor of the proposal.

Clearly irritated by the lack of support, Mayle said agriculture was being handicapped by existing planning ordinances that required a site plan review every time a farmer wanted to put in new trees or establish a pasture. "It gets ridiculous," she said.

Kingston Daily Freeman
1-31-94

(*) The Dutch-American Farm, by David Steven Cohen, New York University Press, 1992

BARN TRIP REPORT
February 1994
edited by Peter Sinclair

\$2

This monthly report and notice of future meetings are available for \$10 per year. At present there are 20 informal paying members and a balance of \$29.42 to cover future duplicating and mailing costs.

Sixth Meeting and Barn Tour

January 30, 1994

The following 21 people attended an informal meeting at the home of Robert McBride in the Township of Marbletown:

Greg Huber	Walter Bennet	Robert J. Anderson
Janet Hartman	Lauren S. Silver	Maggie MacDowell
John C Barker	C. Todd Scheff	Roger Scheff
Ed Hammerly	Peter Sinclair	Frank Besau
Dick Rydant	Harry Hansen	Rick Alpria
John C. Kaufman	Paul (?) Meads	Carle Besau
Tanya Marquet	Mr. & Mrs. Kevin McBride	

A tour and documentation of three barns was made:

Hardenburg/McBride (Ma-4)
 Palen/Ostbye (Hu-4)
 ___/Rydant (Ma-12)

All of thoes attending the meeting introduced themselves and spoke briefly:

Greg Huber announced his recent association with Tom Peter of Lehigh University and their plans to document the barns of Summerset County, New Jersey. They will be assisted by Dr. Peter's architectural students.

Peter Sinclair asked for help in creating a data base for barn information.

Ralph Neederland suggested that politics is important is preserving barns and farm structures. He is working on tax shelter for historic structures.

Walter Bennett is from Napanock were he is doing genealogy and historic research.

Maggy MacDowell has found a new Dutch barn on Mt Rest Road, New Paltz.

The Besaus are from Lake Katrine

Harry Hansen is an architect and works in New York City doing historic preservation.

Kevin McBride, who owns and works the Hardenberg farm, and stores bailed hay in the barn, feels an obligation to the historic preservation of the property. His is only the second family to own the Hardenburg farm since the Indians. He displayed a nineteenth century engraving of the farm and mill.

Dick Rydant teaches at the Rondout Valley High School and is stabilizing a barn in North Marbletown.

Ed Hammerly likes old things.

Todd Scheff knows of a lot of barns in Germantown, Dutchess County where he lives.

John Barker likes post and beam. Worked on the Palen barn. Lives in Germantown.

Janet Hartmann is doing a census of barns in the Town of Rochester, Ulster County.

Her preservation group has identified 70 barns.

Tanya Marquet is a general contractor. Works on old buildings. Likes to get things done. Thinks we should find a place to store artifacts.

Bob Anderson came down from Albany County with some tools to identify. One was thought to be a wheelright's guage, another an early automotive tool to break tires from rims.

Hardenburg/McBride barn (Ma-4)

This 250 acre farm was part of the Hardenberg Patent granted in 1709 to Cornelius Hardenberg and his friends. With over two million acres, it was the largest Patent in the Hudson Valley. Cornelius's grandson, Johnathan, established this farm and mill in 1762.

This five-bay Dutch basement barn with a three-bay single aisle addition may date to the early 19th century. It is a scribe rule barn. The extended anchorbeam tenons are short (5") and have only one wedge. The design of the back three bents shows a specialized use. The frame was measured and documented but a true understanding of its original use will take more careful study.

Palen/Ostbye barn (Hu-4)

This four-bay Dutch banked U-barn with open bay may date to 1820-30. The anchorbeam tenons do not extend. Fitchen documented this barn for his 1969 book and noted the lowered side aisle. It is a good example of the elaboration of the true form Dutch barn which developed. Sometime in this century the barn was re sided and the iron hinged wagon doors replaced with sliding doors., but the interior retains a large amount of evidence of original and altered uses. It contains initials of the owner and perhaps builder carved into the original clapboard siding in the back open bay. Its stone house has also survived with little change. The barn has a good roof but there are a number of serious problems developing in the frame which should be corrected. Clearing brush and small trees away from its base would be a first step to reduce moisture. Greg Huber has submitted nine pages of documentation which he did in 1992, however this barn, like the Lawrence Shultis barn (Wo-2), still contains important cultural information which has not yet been documented. These barns should be classed as ENDANGERED.

John Kaufman remembers the Palen family who farmed here. He recalls two wooden screws and a heavy beam they were set in, now gone, which were probably parts of an apple press. There remain some large sleepers under a hole in the threshing floor which marks its location. A look under the 2" splined floor boards reveals some H-bent timbers of an earlier scribe rule barn used as sills and sleepers.

/Rydant barn (Ma-12)

This is a large timber frame basement hay barn which may date from 1850 to 1880. Two 8"x8" floor joists are re used hay barrack poles. Their corners are chamfered and the diagonal holes are set 14" to 16" inches apart. They are quite weathered. Richard Rydant has collected a number of early farm equipment and tools, including two large stationary hay bailers made in Kingston.

BARN TRIP REPORT
March 1994
edited by Peter Sinclair

\$2

This monthly report and notice of future meetings are available for \$10 per year. At present there are 21 informal paying members and a balance of \$35.82 to cover future duplicating and mailing costs.

Seventh Meeting and Barn Tour

February 27, 1994

The following ten people attended an informal meeting at the home of Wendell Hinkey in the township of Rhinebeck, Dutchess County.

Greg Huber
 John Kaufman
 C. Todd Sheff
 Roger Sheff

Wendell Hinkey
 Maggie MacDowell
 Peter Sinclair

Paul Kellers
 Bob Anderson
 Catherine Jones

A tour and documentation of three barns was made:

- /Hinkey Dutch basement barn (Rh-1)
- /Lobotsky Dutch basement barn (Rh-2)
- /Cole Palen Dutch basement barn (Rh-3)

All of those attending the meeting introduced themselves and spoke briefly:

Bob Anderson from Westerlo, Albany County, part of Coyman's Patent, said only crazy people would come out in weather like this.

Wendell Hinkey, owner of the property, was a biology teacher and has an interest in wood types. The farm originally had 92 acres. The wood frame house was begun in 1790s.

Todd Sheff is interested in ice boating. This year's meeting is the landing at North Germantown. It's an old Hudson Valley tradition.

Paul Kellers has seen at least 5 Dutch barns in the area.

Roger Sheff would like to put up a barn or find a farm for storage use.

John Kaufman suggested we be careful in putting up buildings. He sited the hay barrack at the Wemp barn. He said that Jack Sobon will be putting up a Dutch barn at Altamont fair this summer for the Old Songs group. John said that he has seen reference to square and scribe rule in Delaware County in 1880.

Maggie MacDowell mentioned her discovery of how square pegs do fit round holes in Dutch barn threshing floors.

Peter Sinclair showed a newly aquired race knife and anounced the next meeting in Rochester, Ulster County.

Catherine Jones will check out a barn in Manhattan she has heard of.

Greg Huger talked about square rule and scribe rull

 /Hinkey Dutch basement barn (Rh-1) This three-bay scribe-rule barn measures 37' 7" long by 42' 5" long and is 150' from the circa 1790 frame house. Its anchorbeam tenons extend 4 3/4" and have one central wedge, two 1 1/2" diameter oak pins., and square shoulders. The AB braces are sawn. Its wagon doors had iron strap hinges. Its bays measure 11' 10", 11' 10", and 13'. Its hemlock floor is pegged but is not splined. It has a grain room.

 /Lobotsky Dutch basement barn (Rh-2) The four bays of this barn measure 8' 10", 8' 5", 8' 7", and 14' 7". It has a 20' 4" nave and a 12 1/2" by 10 1/4" internal anchorbeam. The 7" to 8" extended tenons have two wedges and no pegs. This last condition is remisant of barns in Rensselaer County. Side wall posts have raising holes 14" to 15" down. H-frame and purlin braces are milled

 /Cole Palen Dutch basement barn (Rh-3) This four bay Dutch basement barn at the Rhinebeck Air Drome has been stabalized by Todd Sheff. It has a unique set of pegs set into holes at the top and on the courner of each internal column.

BARN TRIP REPORT
April 1994
edited by Peter Sinclair

\$2

This monthly report and notice of future meetings are available for \$10 per year. At present there are 21 informal paying members and a balance of \$35.82 to cover future duplicating and mailing costs.

Eighth Meeting and Barn Tour

March 20, 1994

The following nine people attended an informal meeting at the home of Percey Gazlay in the township of Rochester, Ulster County.

Janet Hartman
Jonathan Nedbor
Peter Sinclair

Greg Huber
Walter E. Bennett
Maggie MacDowell

Harry Hansen
Roger Scheff
Catherine Jones

A Tour and documentation of three barns was made:

- ___/Gazlay single aisle Dutch barn (Ro-6)
- ___/Cirlin Dutch basement barn (Ro-7)

Janet Hartman works with Percey Gazlay, owner of the property, and Harry Hansen on the Rochester Historic Preservation Commission which is doing a census of historic structures over 50 years old in the township. They have received a grant through NYSCA, and have located eight Dutch barns of the total of 70 barns in the township. Three barns were lost to the snow this winter.

Harry Hansen is a Columbia School of Architecture graduate in Historic Preservation and works in the field.

Maggie MacDowell enjoys the meetings.

Jonathan Nedbor has a blacksmith shop in Algerville. He thinks that the use of leather washers on interior Dutch hinges might have been done to muffle sound. He has found lead used on exterior hinges and assumed it was to keep out weather.

Roger Scheff, a mason from Dutchess County, talked of openings he has found in early brick walls which may have been used for scaffolding.

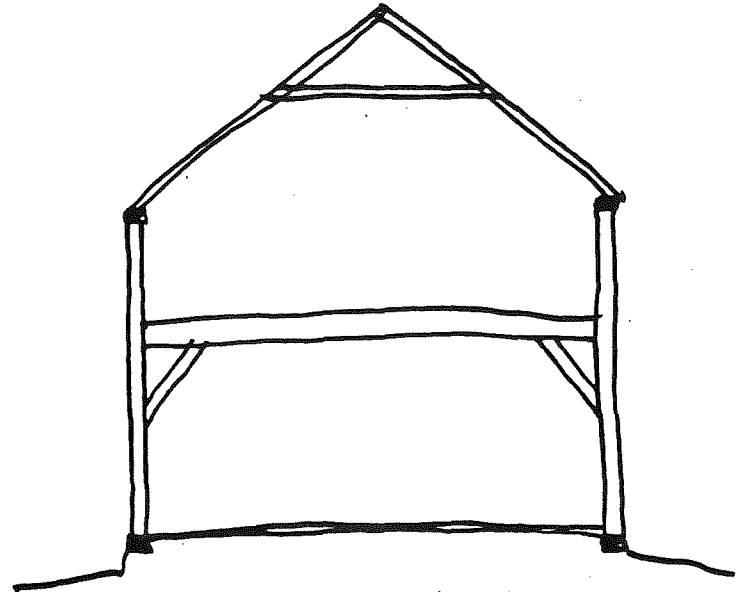

Catherine Jones is from Dutchess and interested in Dutch-American history.

Walter Bennet is from Napanoch and is doing local genealogy.

Greg Huber is from New Jersey and has had a long time interest doing field study of timber frame buildings in the Northeast.

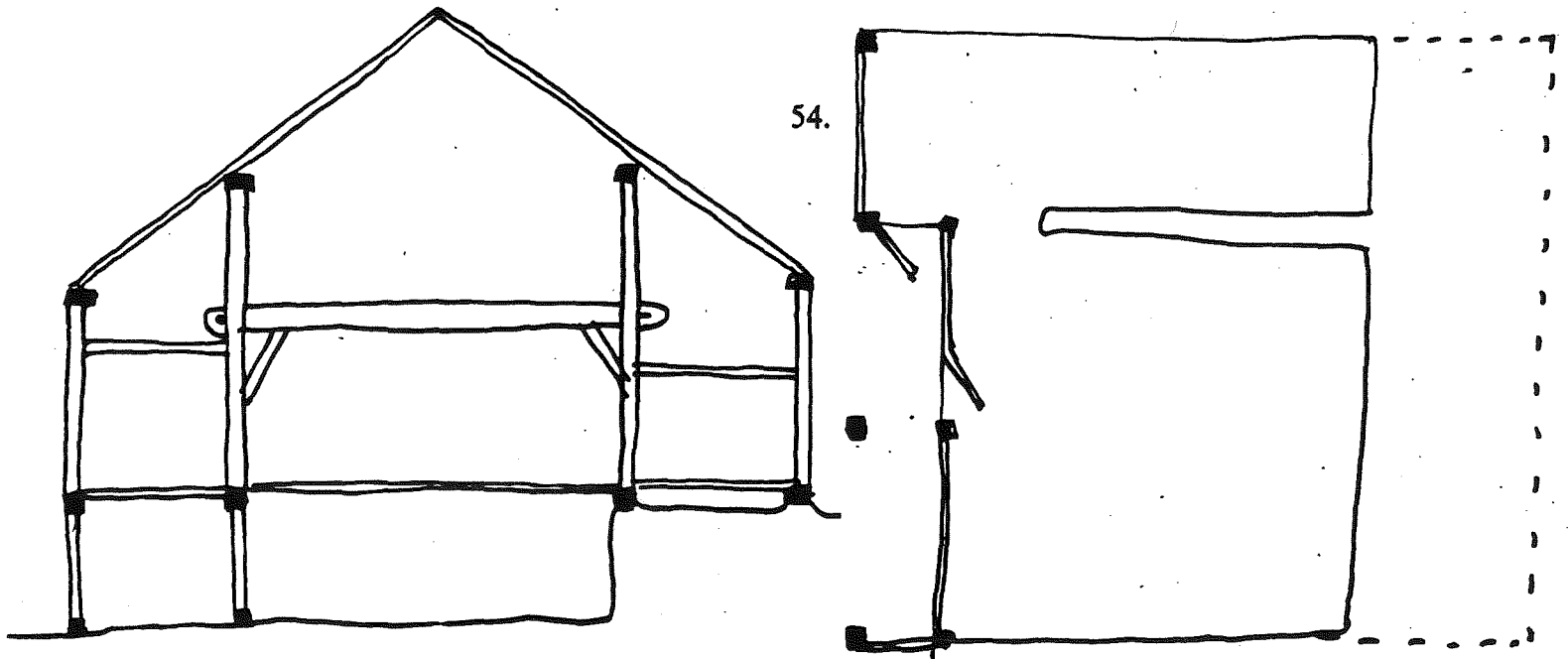
Peter Sinclair from West Hurley is working to document and organize information on Mid Hudson Valley timber framing and matterial culture.

/Gazlay Single aisle Dutch barn (Ro-6) This is a rare but true-form single aisle Dutch barn which originally had wooden hinged doors at either end. It is accompanied by a two story brick house which was built in 1815 by a family from Connecticut. Every other pair of rafters in the barn have collar ties, evidently to compensate for the missing aisles. The rafters are bird-mouthed to the wall plates. The anchorbeams free span the 30' width. It has three bays and is 45' 5" long. All braces are hewn. One internal anchorbeam measures 14" high at the column and 17" at its midpoint.



Drawing 1. /Gazlay Dutch barn (Ro-6) Internal H-bent and floor plan.

 /Cirlin Dutch basement barn (Ro-7) This three bay barn on Whitfield Road is 246' from its stone house with 3,540 square feet of floor space and reputed to date to 1720. A section of the barn roof over an aisle has collapsed. The property is on the market for \$187,000 so that the barn will probably not be repaired and will certainly deteriorate fast. The barn contains a number of features worth a more detailed study. One internal anchorbeam measured 12 1/2" x 8 3/4" at the column and 15" x 9 3/4" at its midpoint. One column measured 9 1/2" x 13 1/2".



Drawing 2. ___/Cirlin Dutch barn (Ro-7) H-bent detail and basement floor plan with open bay.

March 29, 1994 Maggy MacDowell and Peter Sinclair

Bruyn/Crowell barn complex (Sh-3) This group of barns, one of which has king posts and upper and lower braces, is located at a site on the Dwaarkill. The site was established in 1740 as a saw mill and is still operated as a third generation small wood shop manufacturing wooden brick molds from maple. It is on the national register. A three bay basement barn with a hewn frame and its three bay sawn frame addition collapsed recently with a load of snow. The frames seemed to be square rule. The hewn columns have raising holes and the siding is vertical. A smaller barn with three or four bays has king posts and a five sided ridge pole. It has upper and lower braces. The raising holes show evidence of being drilled from the outside and never having had pegs on the inside faces. The only other king post system known locally is in Greene County in the frame of an up-and-down saw mill at Palenville. The siding on both is vertical.

___/Kobelt Dutch barn (Sh-4) This approximately 40'x40' barn on Plains Road has original welded strap hinges with a decorative champfer. Its side entrance is original. Its back bay has a mowstead wall and a central ladder to the anchorbeam. This is the first built in ladders known in an Ulster county Dutch barn.

___/B & L Stables Dutch barn (Sh-5) This is located close to the Kobelt barn on Plains Road but was not examined as no one was home.

BARN TRIP REPORT

May 1994

edited by Peter Sinclair
and Greg Huber

This monthly report and notice of future meetings are available for \$10 per year.

Nineth Meeting and Barn Tour

April 17, 1994

The following thirteen people attended an informal meeting at the home of Mr. & Mrs. William Richters in the township of Rochester, Ulster County.

Greg Huber
Thomas Lanni
John Stevens
Catherine Jones
Bill Richers

Amelia Andersen
Todd Scheff
Peter Sinclair
John Kaufman

Robert Andersen
Roger Scheff
Beverly Richers

A tour and documentation of two barns was made. The full documentation is not included here. It will eventually be entered into a data-base.

Reightmyers/Richers/ two bay Dutch barn (Sa-7)
Brink/Muller lowered side aisle Dutch barn (Sa-9)

All of those attending the meeting introduced themselves and spoke briefly:

Amelia Andersen continues to do her drawings and paintings of barns.

Bob Andersen is working on two wall sculptures and a table top sculpture based on the Dutch barn.

Tom Lanni has found a few new Dutch barns in northern Rensselaer County. He intends to keep a barns for parts list for anyone interested.

Peter Sinclair made mention of the illustrated books of Rien Poortvliet.

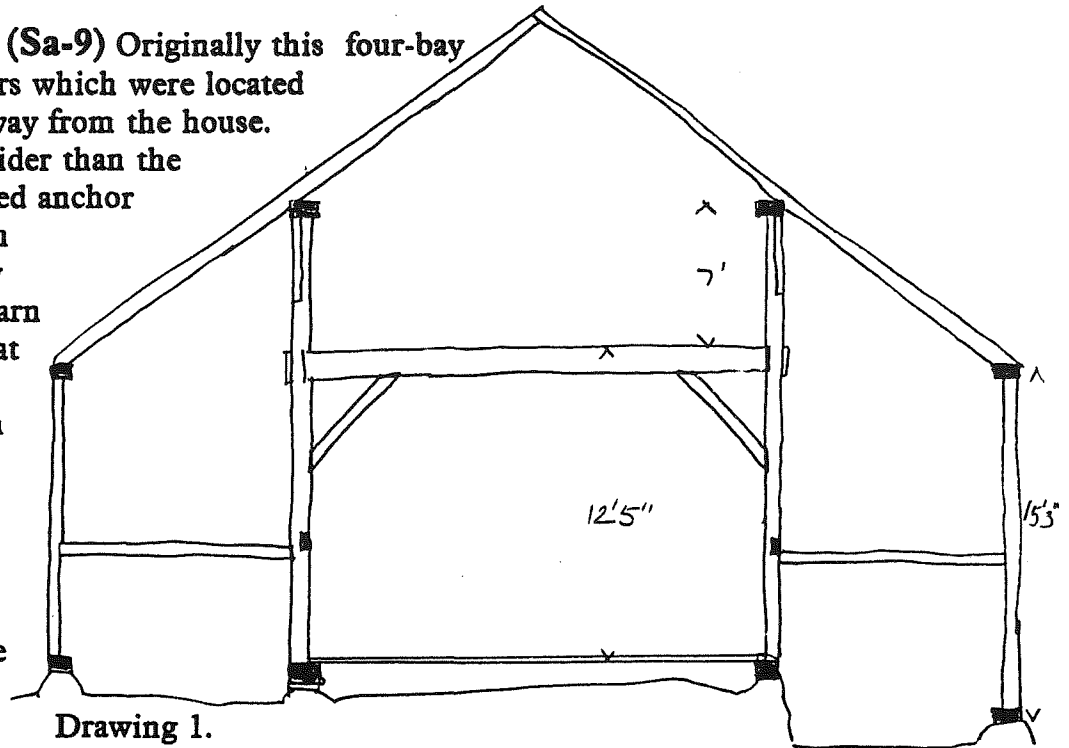
Roger Sheff will do barn tour next time.

John Stevens is finishing the barns section of his book.


John Kaufman tells story of recent repair job for which he made a large miter box.

Reightmyer/Richers Dutch Barn (Sa-7) This two-bay barn is one of the earliest in Ulster County and is only one of five two-bay Dutch barns known to exist in New York State. The barn has undergone some alterations which include the elimination of one aisle and alteration of the remaining side wall. The original three H-bents and the two H-bents added for a third bay remain. All of the braces in the original frame are lap dovetail. The frame house which accompanies the barn is of a similar date (first half of the 18th century). A section of the exterior house wall has been saved with original beaded siding and riven infill. A second later barn contains a long section of barrack plate.

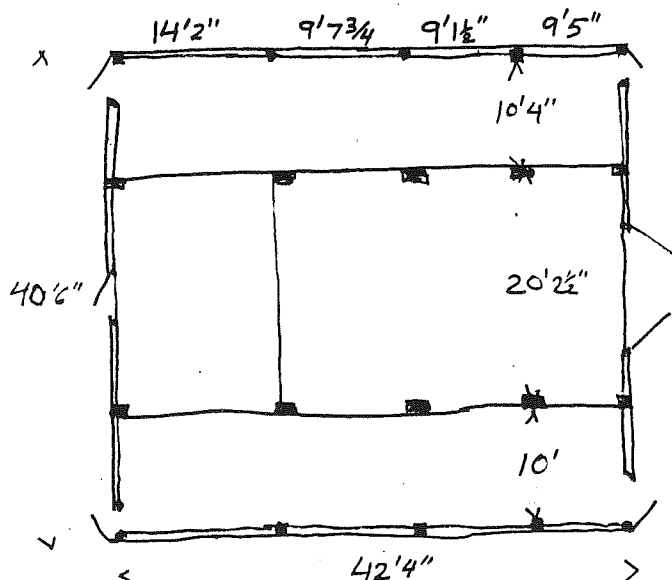
Brink/Muller Dutch Barn (Sa-9) Originally this four-bay barn had one set of wagon doors which were located on the end wall which faced away from the house. The bay toward the house is wider than the other three bays and has lowered anchor beams as is commonly found in U-barns. The present two-story frame house is later than the barn but its foundation suggests that it is on the site of the original early 19th century house which was probably built at the same time as the barn. The lowered beams were removed and wagon doors built into the end to make it a drive-through barn. It has a lowered side aisle and there is evidence on this side of a stake manger. All the braces are hewn. It is a scribe rule frame without extended tenons.



Drawing 1.
Brink/Muller Dutch Barn (Sa-9) Internal H-bent



Drawing 2. Brink/Muller
Dutch Barn (Sa-9)
Floor plan.



57.

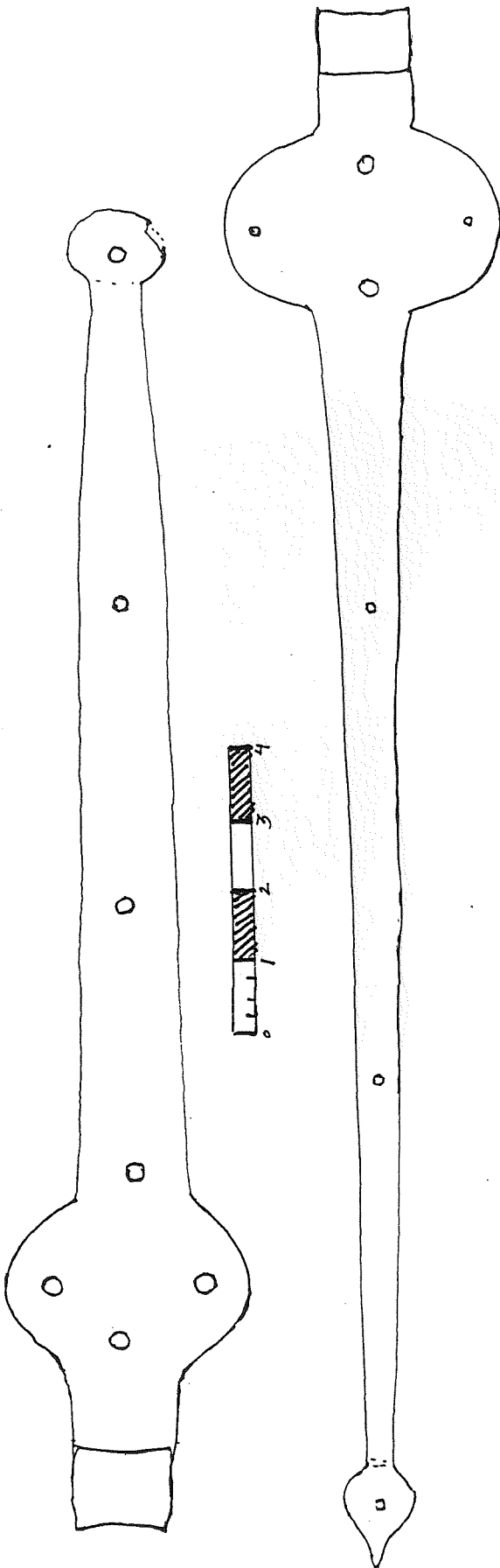
**The Cornelius Persen House and Store,^{ap}
Katsbaan, Saugerties, Ulster County**

These two pad hinges were bought at a shop in Saugerties and are thought to come from Ulster County. The thin hinge on the right was gotten from Sally Bowman who lives in the Cornelius Persen stone house which was begun about 1724 in Katsbaan on the Post Road from Kingston to Albany.

I visited the house recently to see if the right hinge matched the hardware there but it is much lighter than the hinges on the original Dutch doors that remain on the house. Perhaps it came from a light interior door.

A brass plaque on the front door of the Persen house is engraved, "Teetsell." and above the door, on a dark stone is written, in low Dutch, a welcome to the place. Sally tells me that in the eighteenth century Cornelius Persen was a prosperous merchant, and she sees this reflected in the extra inches of ceiling height over those of other local stone houses. Cornelius had two slaves but no heirs and so on his death the property went to the Brinks. Sally's grandfather was a Teetsell who had worked many years for the Brinks and always loved the house, Eventually he bought it from them.

Sally's grandfather could remember the house when the family slept on the first floor. There was no central stairway then, but there was a ladder to the loft where grain was stored. A photograph from 1900 of the Persen house and store is found on page 80 of Benjamin Myer Brink's Early History of Saugerties. The store looks like a possible single aisle barn. It was moved fifty feet back from the road by a work bee of neighbors in 1852, and was taken down the summer of 1900. In 1867 the barn/store served as a church during remodeling of the Katsbaan Reformed Church which is a mile north.





THE PERSEN RESIDENCE AND STORE.

Today the House has changed little in ninety years, it still has a victorian porch and 270 years of tender loving care. Not so long ago, when Phillipsburg manor was doing up their place at Tarytown, they asked the Teetsels to sell them the antique panes of glass from their windows but they were not for sale.

During the Revolution, as Benjamin Brink tells us, when the British held Manhattan and the lower Hudson River, goods were brought to the Persen store overland from Philadelphia. During the war the house was an important meeting place of the American cause and afterwards a headquarters for John Jacob Astor to which the trappers of the Catskill Mountains brought their furs.

One of Cornelius' slaves was Jan Top whose love of horse flesh and shrewd sayings were spoken of in Katsbaan for two or three generations. Jan Top was a blacksmith who remained in Katsbaan as a freeman a number of years after emancipation in 1827. He lived nearby under a shelf of limestone rock.

More famous than Jan Top was the Indian called "Nachte Jan" or Night John, Benjamin Brink could recall the ruins of his wigwam. Night John was a close friend of Cornelius. In 1780, when Runnip and his Indians captured Captain Jeremia Snyder and his son Elias and took them to Canada, Night John warned Cornelius in time for him to escape and save his goods from plunder.

Benjamin Brink wrote the history of the house in his history of Saugerties in 1900 but did not mention that he was also living in the Persen house at the time. Sally Bowman recalls family stories about Benjamin.

"I've read some of his letters. He was a farmer as well as an historian, wasn't he?" I asked her, recalling Volume 23, Number 3 of the Ulster County Gazette

"They said he was a lousy farmer who couldn't cut a straight furrow. He always kept a book propped up on the handle of his plow." she said, and I promised to come back sometime and collect stories.

Peter Sinclair

BARN TRIP REPORT
 June 1994
edited by Peter Sinclair
John Stevens and Greg Huber

This monthly report and notice of future meetings are available for \$10 per year.

Tenth Meeting and Barn Tour
 May 29, 1994

The following sixteen people attended an informal meeting in the Adriance barn in the township of Clinton, Dutchess County.

Greg Huber	Don & Matt McTernan	Robert Andersen
Patricia Graf	Todd Scheff	Roger Scheff
John Stevens	Peter Sinclair	Maggie MacDowell
Catherine Jones	John Adriance	Louise Devenish
John Conlon Jr.	Joseph Magnilla	Bob Hedges

A tour and documentation of three barns was made. The full documentation is not included here. It will eventually be entered into a data-base.

Hendricks/Chiaramonte Dutch basement barn (HP-1)
/Adriance Dutch barn (Cl-1)
Pell/Reitano Dutch barn (Rh-4)

All of those attending the meeting introduced themselves and spoke briefly:

John Adriance who works the farm with his brother said that his family originally came to Flatbush (Brooklyn) from Holland and some later went to Bergen county, New Jersey. This farm is 200 acres. His grandmother's farm was located in the valley below. Her stone house and Dutch barn were bought by the Mills family and were destroyed for an orchard and a caretakers house. Today the orchard is gone and the caretakers house is abandoned. John talked of the many Dutch barns in this Crum Elbow Creek area. He had not distinguished the Dutch barn until he read Fitchen's book and took a class with Shirley Dunn in Albany about 10 or 12 years ago.

John Stevens has recently found two early 19th century English barns on Long Island in the Great Neck area. One has evidence of pit sawing.

Maggie MacDowell is selling a property on the Wallkill in Gardiner, Ulster County with about 125 acres. It has an interesting stone foundation of a previous house with an interesting underground room behind the fireplace.

Catherine Jones showed two early Dutch paintings in auction catalogues which showed a barn interior and people harvesting grain with sith and mathook.

Bob Andersen talked of his recent inquiries to Cornell for information on early grain farming and found tht they had very little but were interested if he found anything.

Peter Sinclair gave the latest status of the Jansen (Sh-2) barn in Ulstr County.

Tod & Roger Sheff recently dismantled the ___/Croche (NP-6) barn and took some of the large timbers to Columbia County for storage.

Louise Devenish loves the Hudson Valley.

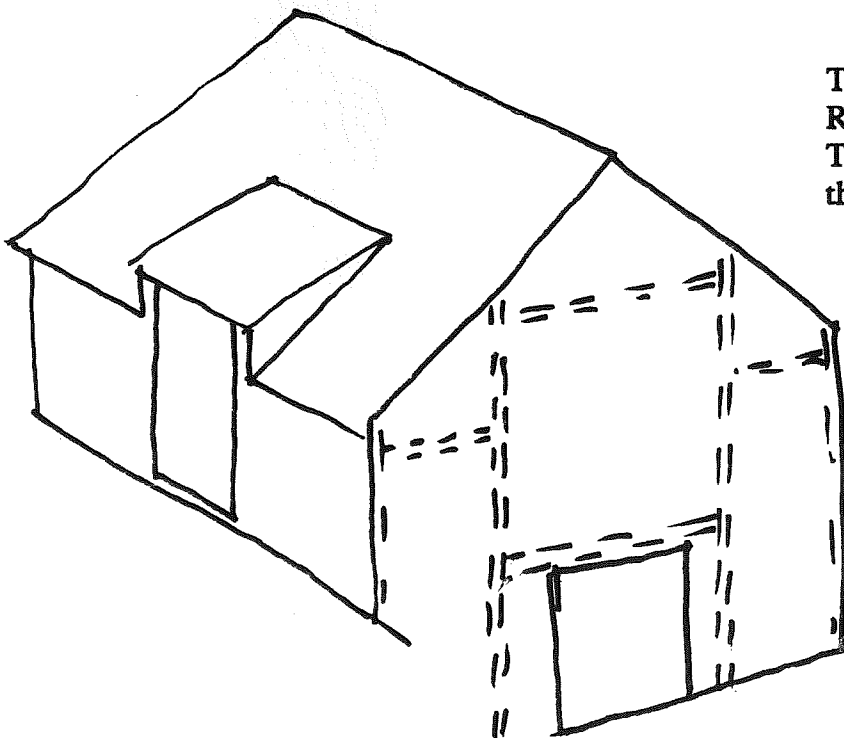
Patricia is just a visitor.

Bob Hedges is building the timber frame of the blacksmith's shop at the Dutchess County Fair.

John Conlon spoke about the 19th century board frame company houses of his area in Chichester.

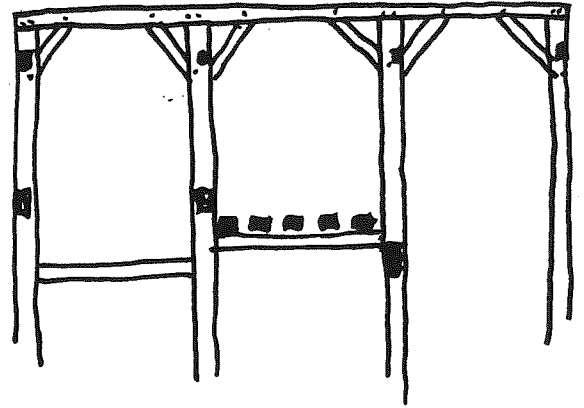

Hendricks/Chairamonte three-bay basement Dutch barn (HP-1)

The rafters of this approximately 40'x40' Dutch barn are unbarked poles flattened on one side, the braces are sawn and the anchorbeam tenons do not extend. The frame was built against a hill side with a side entrance. It's frame is square rule.



The following drawings in this Report are not drawn to scale. They were traced from the field notes of John Stevens.

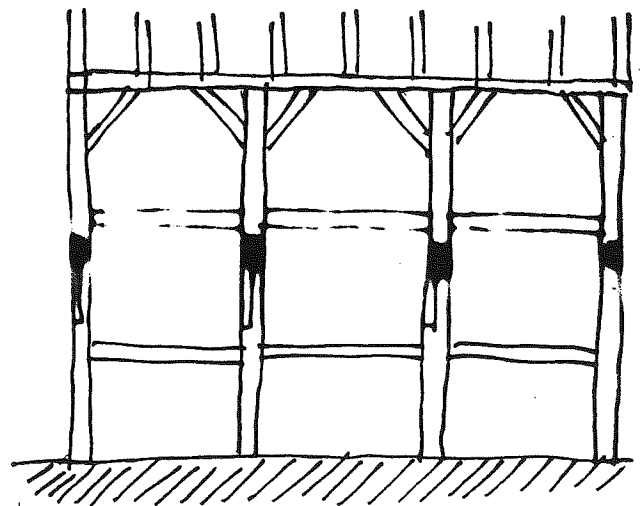
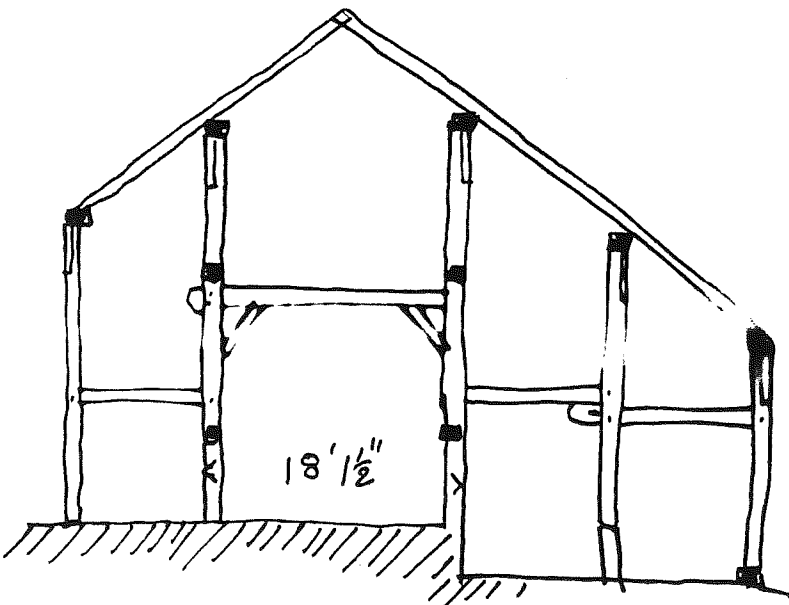
61.



Drawing 2. Henricks/Chairmonte (HP-1) Dutch basementbarn

 /Adriance three bay Dutch barn (Cl-1)

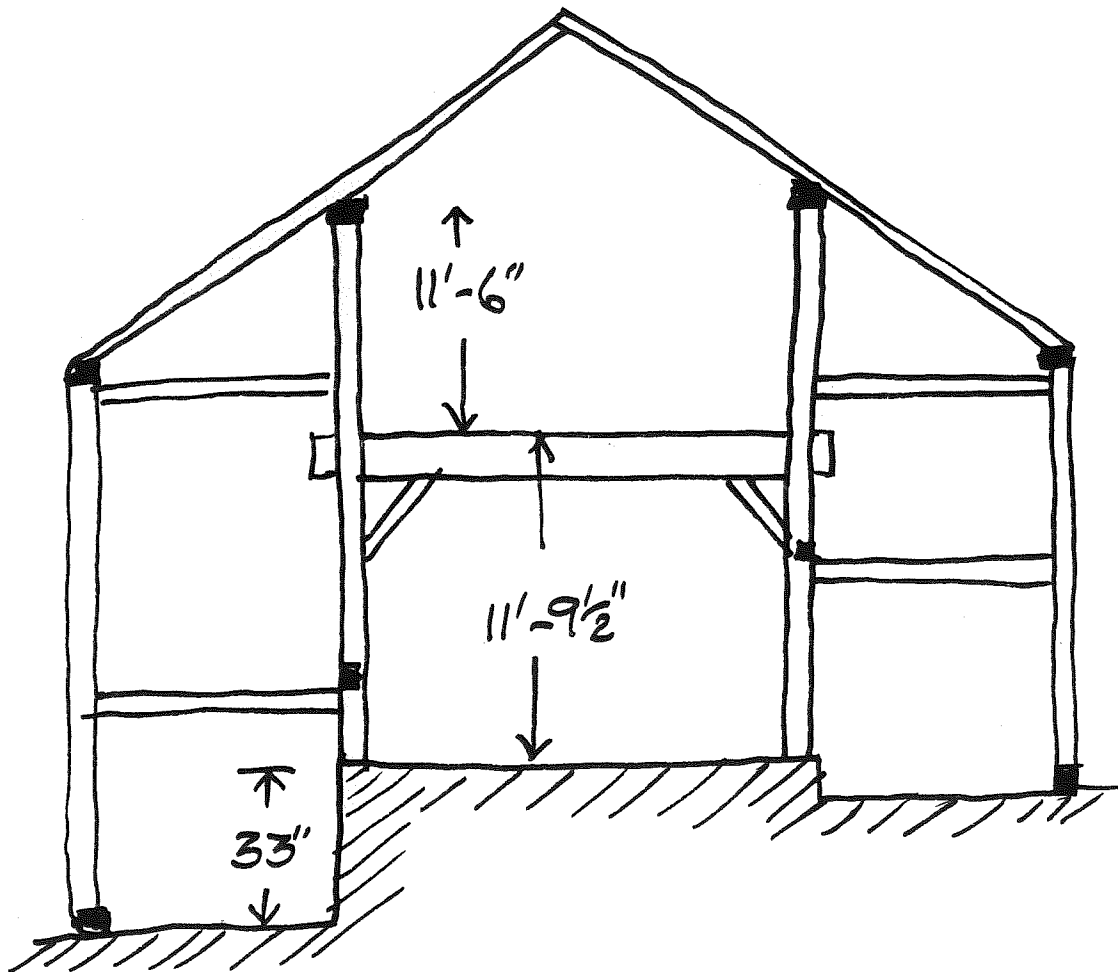
This three-bay barn measures aproximately 38' wide by 32' long. Its wagon doors originally had key hinges. A side aisle was added soon after its original construction in about 1815 and the aisle lowered to take dvantage of the hill. There is evidence of a stake manger on this aisle.



Drwaing 3. /Adriance Dutch Barn (Cl-1)

Pell/Reitano five-bay Dutch barn (Rh-4)

This square rule Dutch barn is an early 19th century example. It is a five-bay drive through, 46' wide by 49' long. The frame is of oak. The braces are sawn. The Anchorbeam tenons extend 4" to 5" but are not wedged. The house is said to be 1792. It has grooved posts. The barn has a 22' nave with 11' 10 1/2" and 12' 1 1/2" side aisles. There is evidence of a built in ladder in the center bay. There is a large hay press in the right aisle. There are diagonal holes with in situ wooden pegs about 10 or 12 inches long in the upper part of the columns as found in the Cole Palen (Rh-3) barn. Also two diagonal pegs in the face of the last internal anchorbeam.



Drawing 4. Pell/Reitano Dutch barn (Rh-4)

BARN TRIP REPORT...11th meeting of Barn Enthusiasts
June 26, 1994... edited by Peter Sinclair

The following sixteen people attended an informal meeting at the Jansen/Warton Dutch barn(Sh-2) in the township of Shawangunk, Ulster County.

Greg Huber, Robert & Amelia Andersen, Ben Seagull, Walter & Laura Bennett, Daisy Campbell, Roger Scheff, John Stevens, Peter Sinclair, Maggie MacDowell, Catherine Jones, Alanzo Grace, Louis V. Zharton, John Conlon Jr., and John C. Kaufman.

A tour and documentation of three barns was made. The full documentation is not included here. It will eventually be entered into a data-base.

Jansen/Warton Dutch granary (Sh-2b)
___/Powell Dutch barn with original side entrance (Sh-5)
Jansen/Gori American side entrance Barn(NP-8)

All of those attending the meeting introduced themselves and spoke briefly:

Peter Sinclair brought a copy of Structural Preservation and Adaptive Reuse of Michigan Barns by Dandecker, Darvas, and MacDonald a 1992 publication of the Michigan Department of State.

Walter Bennett is doing computer work. He mentions the Indian trail from the Jansen farm to Warwarsing.

Bob Andersen is accumulating illustrations of early tools.

Maggie MacDowell suggested doing a 5 to 6 mile hike of the Warwarsing Indian trail sometime.

Roger Scheff with his brother Todd have salvaged beams from a Dutch barn (Np-6) they dismantled in New Paltz.

The grannery which is next to the Jansen Dutch barn measures 40 feet 10 1/2 inches wide and has three bays. It has side aisles and H-frames with upper tie beams and anchorbeams which are set lower than in a barn. There is evidence of grain boxes and corn storage.

John Stevens did drawings and measurements of the Jansen barn (Sh-2) with details of manger evidence as well as The Powel barn (Sh-8) which he dates to 1840.

The Jansen barn dates to the early eighteenth-century and is one of the earliest still standing in Ulster County. The condition of its roof threatens its survival. The next few months will be critical.

BARN TRIP REPORT...12th Meeting of Barn Enthusiasts
July 31, 1994...Edited by Peter Sinclair

The following seventeen people attended an informal meeting at Steven Gemberling's 1690 stone house in West Camp, Saugerties, NY.

Greg Huber, Walter Bennett, Alonzo Grace, Marien Stevens, Peter Sinclair, Catherine Jones, Tania Marquette, Maggie MacDowell, Lafuia Hosne (?), John Kaufman, Roger Scheff, Rob Hedges, Laura Bennett, John Stevens, Anne Beanstalk, Russ Gilmore, and Steven Gemberling.

A tour and documentation of the house was done, its English barn (Sa-15) inspected, and the Meyrs' farm in Blue Mountain, Saugerties, visited.

 /Gemberling English barn (Sa-15)
 Eleigh/Wolven/Meyrs two-aisle Dutch barn and complex (Sa-8)

The Gemberling stone house has been studied and restored to its circa 1690 form. Steven has discovered many interesting features and artifacts during his restoration. These include evidence of the jambless fireplace, wall bed, and five-plate stove of the original house. John Stevens spent the day taking measurements of the house and will eventually have drawings. The location is especially interesting for having been the West Camp of more than 500 Palatines who in 1710 settled in the area. The house served as the first Lutheran church and may account for evidence suggesting a tile stove. There must have been a number of structures built nearby during the ten to twenty years of the Palatine occupation. Little is known of them. The site could be rich for archaeology.

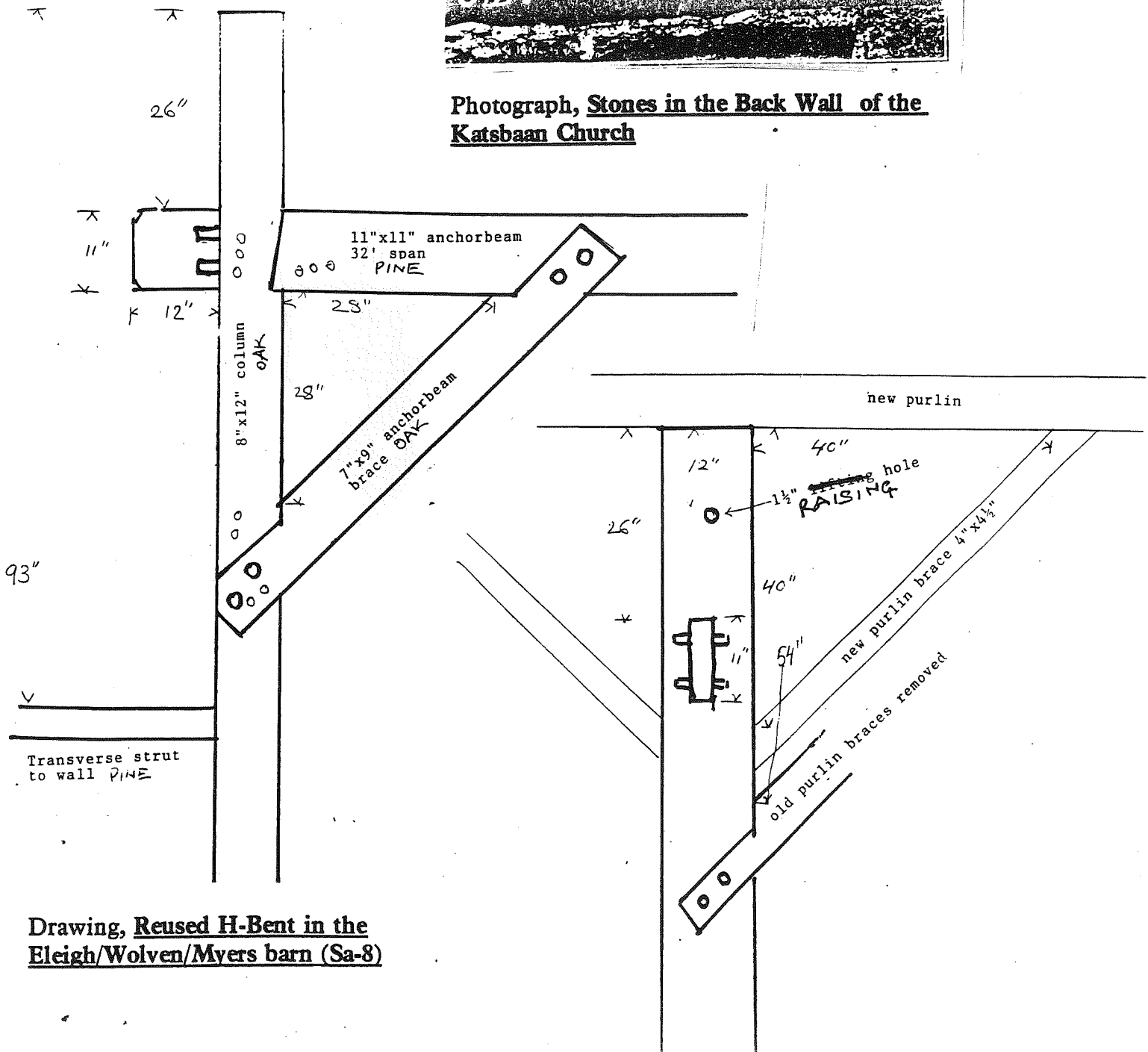
The Myers barn complex (Sa-8) visited at Blue Mountain in the afternoon, is constructed from parts of older barns that show evidence of an early eighteenth-century date. The short *verdiepingh*, 26 inches, and the *cupped marriage marks* of the bent detail, illustrated on the following page, indicate this. These parts could be associated with the West Camp settlement. The property was acquired by the Eleighs in 1810 when land in the Kingston Commons first became available.

The marriage and baptism stone dated 1742 in the foundation of the house is probably related to those in the back wall of the nearby Katsbaan stone church which was built in 1732. The inscription on the 1742 stone refers to Frederich Rau who during the Revolution joined the British Army. Rau plays a part in one of the most interesting local stories of the Revolution, the captivity of Snyder and his son at their Blue Mountain farm by Indians who took them to Canada. Some Rau and Eiligh families had Tory sympathies which was not appreciated by the Loyalist majority. This may account for the placement of the stone in a back basement wall. The more modern "DRA" stone associated with it adds to the mystery which remains to be uncovered.

65.



Photograph, Stones in the Back Wall of the Katsbaan Church



Drawing, Reused H-Bent in the Eleigh/Wolven/Myers barn (Sa-8)

BARN TRIP REPORT....13th Meeting of Barn Enthusiasts
August 28, 1994...edited by Peter Sinclair

The following 16 people attended an informal meeting of barn enthusiasts held at Roger Scheff's barn complex (Ta-1) in the township of Takonic, Columbia County, NY

Greg Huber, Maggie MacDowell, Don McTernan, Rob Hedges, Marge Hedges, Catherine Jones, Peter Sinclair, Kirstin Deaver, Bob Andersen, Amelia Andersen, John C. Kaufman, Anna Kaufman, Dave Minch, Robin Goss, Roger Scheff, Stephen Gemberling.

Bob Hedges displayed tools and architectural drawings, and spoke about his involvement with a workshop organized by The Timber Framers Guild of North America recently at Penetag, Ontario, Canada, on the Georgian Bay. A French scribe rule timber frame was cut from Canadian spruce and raised there. Mark Guilhenjouan led a workshop of 20 students who marked and cut the frame in four days. About 30 to 40 people raised the frame in one day. Bob described some of the French scribe rule system in which they were instructed. The system dates to the 13th century. Marked sticks were used rather than rulers, the lay-out points were marked on a floor and matched to the timbers that were stacked above in place. A special plumb bob, that has a hole in the center and cross hairs for sighting, is used to position the cuts. The system allows for the accurate joining of warped and twisted timbers. It is probably similar to the system used on early Dutch barns.

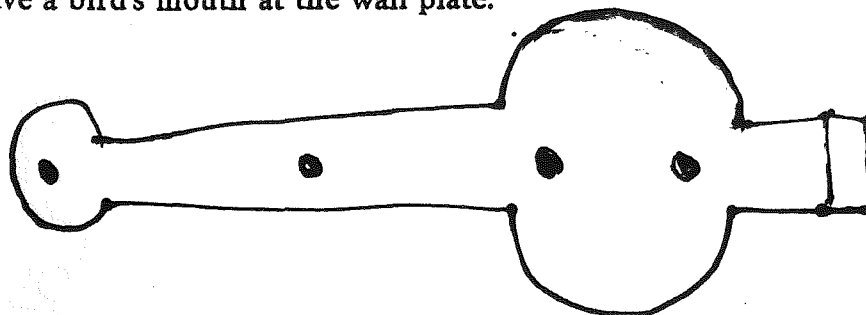
Kirstin Deaver of Rhinecliff, who has a German/Danish background and interest in architecture, spoke about the 1991 German manuscript by W. Haio Zimmermann concerning *barracks* that was given to the group recently by John Stevens. She defined the term *ruttenberg* (*bergen* means to shelter) which is one of many names for the *barrack*, an architecture that has existed since the Middle Ages in Europe. She feels the Schleswig-Holstein area is where the Dutch barn originated.

___/Scheff English barn complex (Ta-1)
 ___/Engle/Schrom 5-bay Dutch barn (Gh-1)

The group celebrated its first successful year of meetings and documentation with a pot luck lunch. This was followed by a visit to the farm of Michael Engle in Ghent.

The stone house dates to the 1740's. The Engle barn (Gh-1), which is thought to date 1760, may have been moved. It is about 150 feet downhill from the house. It has a 24 foot nave. There are some interesting early columns used as wall posts. They each have two 18 inch *anchorbeam* mortises. They are perhaps from a sawmill. The site is associated with a former mill of which a tall brick chimney remains.

The verdieping of the barn column is 11 feet 4 1/2 inches and the side walls 16 1/2 feet, both of which are quite tall. There are 2-foot scribe marks on the anchorbeams. They have 5 to 6 half-circles. These circles are on the column side of the mark which is only the 3rd such occurrence known. The marriage marks are even on one side and odd on the other, also a rare occurrence. The AB shoulder is square with three pegs through the tenon that extends 6 to 7 inches. It is 12 feet from the top of the AB to the floor. Some of the purlin braces are crossed and lapped. The longitudinal struts differ in height from left to right side. On the higher horse side the struts have holes for a stake manger. Some of this construction, including the grain box, has been saved and should be documented. The rafters have a bird's mouth at the wall plate.




Drawing approximation, Small Pad Hinge, Schrom barn (Gh-1) This hinge is on a small door placed high on the back end of the barn.




**DUTCH
GAMBREL ROOF BARN**

Extension of roof called a "Dutch Knuckle." Barn door above opened onto thrashing floor below.



**NEW YORK
CLAPBOARD BARN**

Built in the utopian shape
O of the perfect circle.



Drawings, Popularized Misconceptions The two on the left are from a diner place mat and the one on the right from a newspaper advertisement.

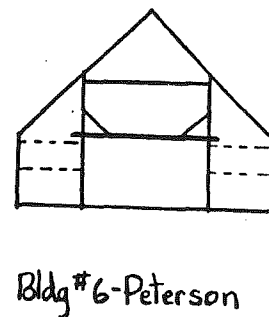
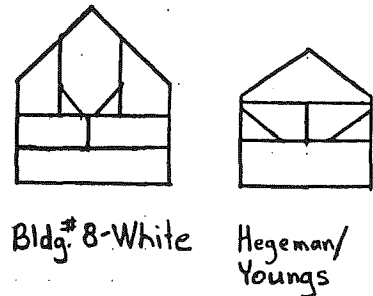
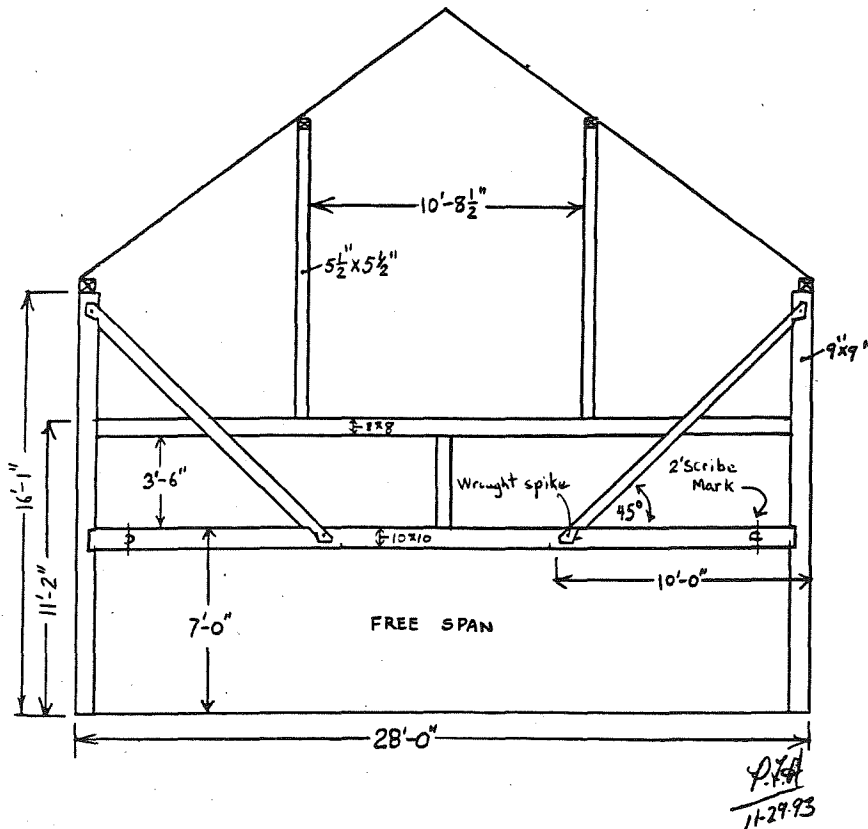
A letter from Peter Haarmann, Westbury, Long Island, NY
dated September 11, 1994

Peter has been documenting and researching Dutch timber frame architecture in the Oyster Bay area and published his findings and conclusions, Long Island, New York: Where the Dutch and English Meet (*), in January, 1994, after presenting them before the Traditional Timberframe Research and Advisory Group (TTRAG) of the Timberframers Guild of North America at a conference held in Bethlehem, Pennsylvania.

In his September letter, Peter reports that the Duryea barn at Muttontown collapsed two weeks ago, after years of neglect, and adds that he will be visiting the site during the next few weeks to further document it and salvage parts.

"I like what I have seen already," Peter writes, referring, I believe, to the open condition when a barn comes down. An exposure of the frame that allows the student better access to its details. "I still hold to my 1772 date," He continues. "The mortises were bored using the wrought, flat type bit with a lead tip and single cutting edge (**). This proceeded the spiral (worm) type auger that Knight writes about. The auger which Cooke (***) invented in 1780."

"The large dovetail mortises for the diagonal brace (14 inches long) were mortise using a chisel alone (****) much care went into fashioning the scribe joints."



Drawings by P. Haarmann, Bent #2 of The Duryea Large Barn with Side Entrance and Bents of Three Long Island Barns with Rising Braces The use of *rising braces* on the bent is a regional characteristic of Long Island timberframing.

(*) Peter Haarmann, 805 Grand Blvd, Westbury, NY 11590.

(**) Is this the *bull-nose auger*? I feel a need to define terms.

(***) I am near illiterate on the subject. Who are Knight, and Cooke?

(****) This seems to agree with a statement made by Jack Sobon, some time ago, that the use of *lap-dovetail* joining, rather than *mortise-and-tenon*, was related to the difficulty in drilling holes with early inefficient augers. The shallower cut of the *lap* joint compared with the *mortise*, was easier for the carpenter to chisel out, and he did not need to drill first. It was an efficient way to go, but a structurally inferior way of joining timbers.

Ivan Glick Tour of Ulster County Dutch Barns, July 2, 1994

Ivan Glick is a farmer, a student and author of American rural culture and history. He is from Lancaster, Pennsylvania and has a personal interest in the plain people (Amish and Mennoite). An article by Glick in the June 1991, Ford Holland News entitled, "The Story of Barns in the New World," covered a wide range of styles and traditions but did not include the Dutch/American barn, and he suggested in the article that the *aisle barn* was an idea borrowed from church architecture.

This may be true of the *tithe* barns of England where the landlord or church wanted to impress the common folk and get them to deposit their tithe (taxes) in their tithe barn, but in Dutch country, it is written, the aisle idea goes back to the Iron Age.

Ivan did not know about Dutch/American barns when he came to Ulster county, hosted by John Kaufman, to get educated in the subject. He visited the Niewkerk/Kaufman (Hu-2), the Palen (Hu-4), the Oliver (Ma-6), and the John Snyder (Sa-5) Dutch barns. He took photographs and made some interesting comments and observations along the way. Here are some of them.

During a detailed discussion of corn harvesting techniques I mentioned reading in, The Story of Corn, by Betty Fussell, that somewhere, perhaps the mid west, people tied two thin bunches of stalks together on which to build their *corn shock* (often called a *stout* in Ulster County), and that they called this a *gallus*, because its shape resembled a gallows. Ivan said that this was called a *buck* in Pennsylvania and that the two thin bunches of stalks used, were left rooted in the ground. I mentioned the local use of the term *gallus* for the structure made with two tall vertical pieces of wood connected with short horizontal boards that forms the front of a hay wagon. John Kaufman said that this was called a *standard* in Delaware County.

In talking about the origins of silage, which is sometimes credited to the French in 1870, Ivan suggested an even earlier use in the "sower hay" of the Romans.

While visiting the Palen (Hu-4) barn John recalled the now missing remains of a double screw press which he thought might have been for apple cider. Ivan suggested the possibility of an early *hay press* and pointed to Washington Irving's mention of "screw hay" in his work on George Washington.

While examining the *fanning mill* in the Oliver barn, Ivan said that the *fanning mill* was called a "Dutch mill" in Pennsylvania because it was said a Dutch sailor first saw one being used in China and the plain people of Lancaster County said that it made the "Devil's wind."

Peter Sinclair

"None are so old as those who have outlived enthusiasm." - Henry David Thoreau

Barn Trip Reports

edited by Peter Sinclair

Box 202, West Hurley, NY 12491 - (914) 338-0257

14th informal meeting of Barn Enthusiasts

September, 18, 1994

The following 16 people attended a meeting and pot-luck lunch at the home of Walter & Laura Bennett in Napanoch, Ulster County, N.Y.

Greg Huber, Marcia Arita, Catherine Jones, Peter Sinclair, Roger Scheff, John Stevens, Alonzo Grace, Bob Andersen, John Conlon, Amelia Andersen, Maggie MacDowell, Walter & Laura Bennett, and Russel Murphy.

Walter Bennett described some of the historic background of the Wawarsing area. His house was built for the keeper of lock #27 of the Hudson and Delaware Canal in 1826 or 27. The lockkeeper did not draw a salary and paid no rent. He was responsible for the operation of the lock and ran a store. Walter showed the group the remains of the cut-stone lock which was used up to 1894 and the railroad bed which replaced it, and is now abandoned. In winter, before construction of the canal, the frozen water of the Rondout Creek, that runs close by, was used by the Dutch settlement on the Upper Delaware River to transport sleds in their trade with the Esopus colony and before that the valley was the location of the Minisink Trail connecting the Delaware and Hudson Valleys.

The group visited a small stone house of the Vernooy/Bevier families built in 1740 or 45, and a large early graveyard on the hill above it. The house has changed little over the centuries. In the basement, the wall behind the two large columns of stone, has a horizontal ledge of protruding stone about three or four feet from the floor. This is evidence for the hearth of the original *jamless fireplace* which did not use support columns. Its hearth was supported by a *trimmer-arch*, of brick or stone, which was built up from the ledge and rested on the side of a massive floor joist.

Hellen Wilkinson Reynolds, in her 1929 book on Dutch Houses of the Hudson Valley, wrote that the plan, materials and workmanship of this house represent an example of the pioneer homestead when the valley was the westward frontier of the Province of New York. It is one of the few buildings in Wawarsing that survived the bloody Tory and Indian raid of 1781.



The Vernooy/Bevier House, Wawarsing, 1906

Plate 101, H.W. Reynolds

The wood frame kitchen on the left is a detached structure.

"Meetings are indispensable when you don't want to do something."

- Kenneth Galbraith

71.

In addition to H.W. Reynolds, the house is included in a book, Early Architecture in Ulster County, published by the Junior League of Kingston in 1974. The 1781 attack is described in a small book, The Indians or Narratives of Massacres and Depredations on the frontier in Wawasink and Its Vicinity, by Abraham G. Bevier, published in 1846, reprinted in 1975 by the Town of Wawarsing.



The Vernooy/Bevier House, 1974
Page 91, Early Architecture in Ulster County

15th informal meeting of Barn Enthusiasts

October 9, 1994

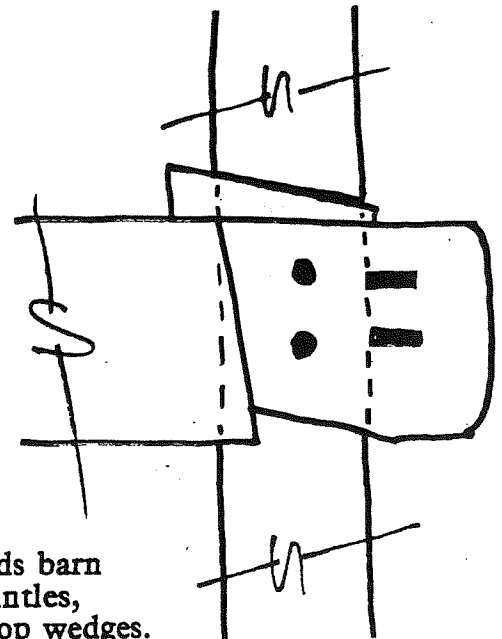
The following 10 people attended a meeting and pot-luck lunch at the home of Bob Hedges in Pine Plains, Dutchess County, N.Y.

Greg Huber, Wendell Hinkey, Jan Brukman, Mary Woods, Jeff Hofman,
Bob Andersen, Peter Sinclair, Bob Hedges, John Stevens, and John Adriance

Three Pine Plains barns were visited.

Hamm/Woods three-bay Dutch barn (PP-1)
/Grasse three-bay English barn (PP-2)
Herick/Hoffman 3-bay American/Dutch barn (PP-3)

The Woods (PP-1) Dutch barn has the classic drive-through plan with entrances on either end. It also contains a number of unusual and unique features. These may perhaps show New England influence and be the result of its being one of the most easterly Dutch barn in Dutchess County. The most unusual feature in its framing is the use of dovetail mortise and tenon on the anchorbeams and many of the aisle struts. This method of securing these principle joints with a top wedge is rare in Dutch barns. The anchorbeam tenons extend and are held to the columns by two longitudinal wedges and two pintles as is common in early barns. The use of a dovetail tenon and a top wedge seems an added and unnecessary security.



Drawing from memory

The anchorbeam of the Woods barn held with two wedges, two pintles, and a dovetail tenon with a top wedges.

Wrought nails were used to secure the end wall studs, indicating that the barn is eighteenth-century. The original wagon doors are replaced, but the door posts are grooved for wooden hinges. One set of the original four-part wagon doors were of unequal height, a unique occurrence.

The verdiepingh (height of column above anchorbeam) is 10 feet 11 inches and the top of the anchorbeam to the top of the floor sill is 12 feet. Manger stakes were set in angled holes, a rare design, in two of the longitudinal struts on the horse side. John Stevens documented the frame and made a return trip days later to add a few he missed.

16th informal meeting of Barn Enthusiasts

Sunday, November 27, 1994


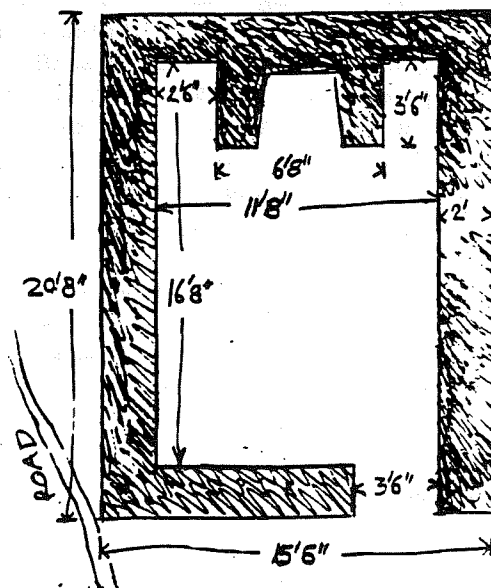
The following 16 people attended an informal meeting and pot luck lunch at the farm of Peter Sinclair in West Hurley, New York, and visited a stone foundation in Lapala, two stone houses in Lamontville and a Dutch barn in Rochester.

Greg Huber, James Hosenflue, Maggie MacDowell, Todd Scheff, Margery Hedges, Amelia Andersen, Peter Sinclair, Robert Andersen, John Conlon, Arthur Weyhe, John Stevens, Laura Bennett, Walter Bennett, Robert Hedges, John Kaufman, and Ralph Neaderland.

Jimmy Hosenflue of Lamontville told Greg Huber about the Roosa/Winchell (Ma-2) Dutch barn that he took down in 1958 or 1959. It had a date of 1764, he recalled, cut into a beam which he saved, but it rotted away. He does not recall how much, or if he was paid for the job. A doctor owned it at that time.

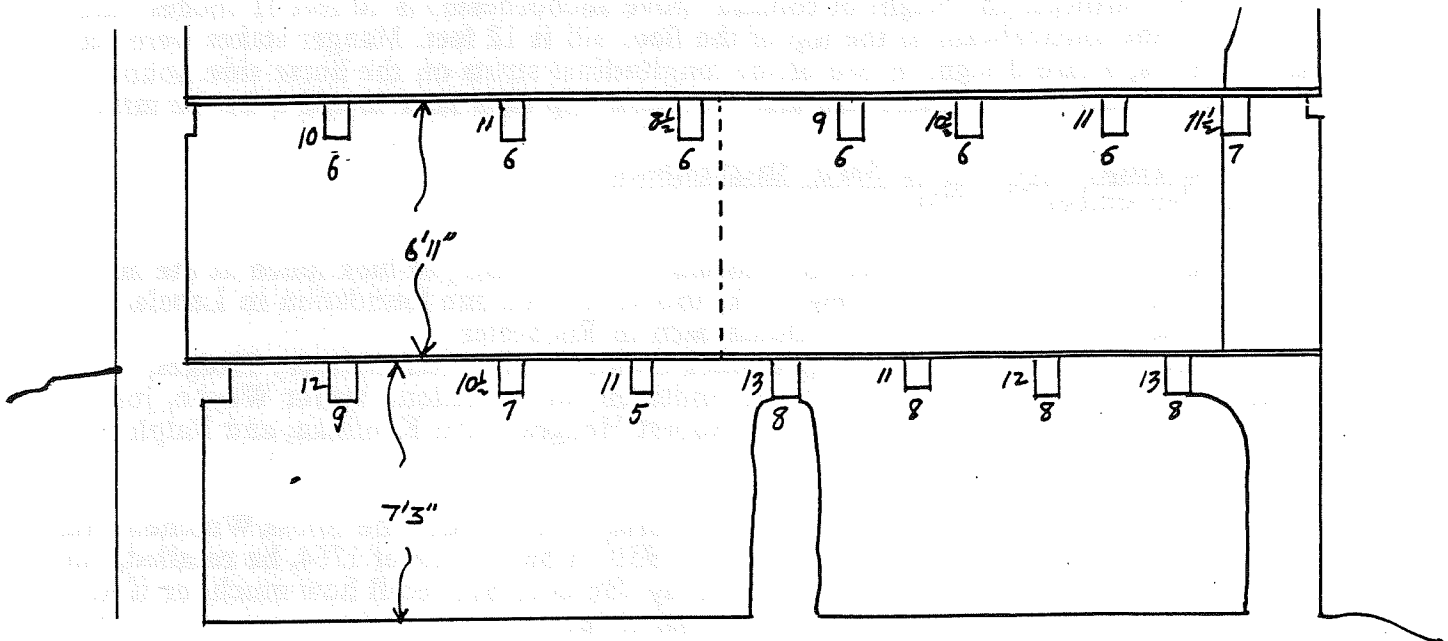
"-pig, cabbage & potatoes - everyone had them in winter." JH is quoted in GH's notes, which also includes, but does not explain, "J. told of fence jumper."

The small stone foundation in Lapala (right) was determined to be for a wood frame house with a fireplace. A fragmented of the chamfered wood lintel remains on the ground. A brick from the hearth with no mortar, measures 2"x4"x8". A brick from a small foundation nearby has a small unidentified mortar fragment and measures 2 1/4"x3 1/2"x8. The house was the birthplace of Ida DePew.



The stone (left) found in the foundation of the Lamontville school, close to the ___/Brodhead, Bryant stone house, may have been a boundary marker.

The stone house at the end of Lapala Road, just after the Dark Hole, was once the home of Henry Brodhead. He is listed in the 1790 census as residing there with two women and five slaves. If he is D-61 in the Brodhead Genealogy, Volume 1, he was born in Marbletown in 1751, baptized in Warwarsing, and died in 1820. He married Jemima Newkirk whose sister and two brothers also married Brodheads. Volume 2 says that Henry married a second time in 1806 to Catherine (Van Etten) Row who died in 1832 and is buried in Zena as "Catherine VanEtten Row wife of Wilhelmus."



The drawing (above) is of the original two-room stone house in Lamontville and shows the distribution and dimensions of beams. The basement kitchen fireplace has a trimmer arch to support the hearth of the one above. There were only two fireplaces in the original house. A one-room stone addition was made later. There were once hanging shelves in the far room on the left.

After a short walk up Lapala Road, across the Steenekill, and up a small hill, the group next visited the remains of a two-room stone house with a floor plan similar to the Brodhead house. Although it is associated with the Bryant family, it has a HB carved in a corner stone and I have been referring to the houses as upper and lower Brodhead houses. The upper house was gutted by fire in the 1980s. John Stevens pointed out that the basement fireplace has a corbelled trimmer arch and the offset nature of the upper fireplace indicates that the basement flue passed to its side, rather than behind it as was traditional with the Dutch.

The Group next drove to the Township of Rochester and visited the

Midaugh/Ryder/Lewis (Ro-8) three-bay Dutch barn.

This farm has recently received national historic status. The barn is in good condition although lacking some siding which should be replaced. It has a 19' 10 1/2" naive. The center bay measures 9' 11" and one end-bay measures 10' 7"

17th informal meeting of Barn Enthusiasts

Sunday February 12, 1995

The following 8 people attended an informal meeting in the Yelverton frame house at New Paltz Landing, Ulster County, NY. , and visited The Poughkeepsie Railroad Bridge, and two Barns.

Bob Hedges, John Stevens, Art Barry, Maggie MacDowell, Greg Huber, Bob Anderson, Peter Sinclair, and Margy Hedges.

 /Quimby English barn complex, (MB-1) Marlborough
 /Alheusen/Adair Dutch barn complex (NP-5) New Paltz

John Stevens thought the beaded beams in the basement of the Yelverton frame house might date to the 18th century. Most of the house is 19th century. First-floor has brick nogging. The floor joists are milled. Walls have vertical wall posts. Historic marker in front. Location, New Paltz Landing on Maple Street.. Exterior clapboard are beaded.

Went to the RR bridge to Poughkeepsie and walked part way out. Met Dick Collier of Dutchess County.

Went to Howard Quimby's farm on Mt. Zion Road, Marlboro. He was just on his way to a horse pulling demonstration and could not show us around. Interesting barn complex. The Quimby farm, like the John Snyder and Henry Snyder farms in Saugerties, are among the last living examples of traditional diversified farming in Ulster County. One English barn is 3-bay but the bays are very dissimilar in width. One barn has hewn bent braces and 2-foot scribe marks but probably a new roof. One barn has hewn bent braces and 2-foot scribe marks. One shed in the complex has a large windlass which is still in use to butcher. The barn complex is on very uneven ground at the top of a hill. There is much dramatic stone work. There are a number of animals of many minor breeds, including sheep, horses, goats, chickens, cats and cattle. There is no associated early house.

Greg and Peter visited earlier:

 /Catholic Worker English scribe-rule barn (MB-2)

18th informal meeting of Barn Enthusiasts

Sunday, March 26, 1995

The following 24 people met at the dog hospital on 9G in Rhinebeck, Dutchess County, New York and visited the Frost family homestead, Wutemburg Lutheran church, Collier house, and Schock farm.

Greg Huber, John Stevens, Art Barry, Michael Carr, Emily Carr, Chas Can, Mike Bathrick, Brenda Hover, Margy Hedges, Robert Hedges, Peter Sinclair, Todd Scheff, Barbara V. Frost, Norene Collier, Dick Collier, John Kaufman, Bob Anderson, Maggie MackDowell, Amelia Andersen, Walter Bennett, Laura Bennett, Mike Jermyn, John Piedroe, and Don Mc Ternan.

Frost/Hinke Dutch barn (Rh-1)
Cookingham/Schock building complex
including two-level Dutch bank barn
with covered ramp (Rh-5)

Wear marks and round 2 inch holes on the underside of the exterior anchorbeams of the Hinkey (Rh-1) barn shows evidence of har-hung wagon doors at both ends. It is a rare example of this early door hinge principle. The two-part doors opened into the barn and fastened to a removable center post. Wrought nails used to fasten gable end studs against braces indicates this is a pre 1800 barn. It is a Scribe Rule frame of white oak. The shoulders on the columns are square and the tenons extend about 6 inches with one square center mortise for a wedge.

Notches in the rafters about one foot beyond the purlin plate of (Rh-1) indicate that the roof pitch may have been changed at sometime perhaps by widening the aisles. This same condition was found in (Rh-5). The corner posts on the outside walls of (Rh-5) have longitudinal raising holes, a condition also found in Dutch ramp barns of Rensselaer County and certainly indicates a regional style.

At the Wurttemberg church the group heard a talk by historian Barbara Frost, about the church and the Palatine families who came here from Wurttemberg in 1737. They settled on the lands of Henry Beekman, originally as renters and tenant farmers, and eventually bought their farms. There was no Down Rent activity here in the 1840s. She spoke of the long and frequent contact with Kingston which lies directly across the Hudson River, especially before the railroad. In winter they would ford the ice and she recalls that at picnics on the river there was always someone who would swim across, always accompanied by a row boat. Kingston was more accessible than the low-land area, the Flats of Rhinebeck to the north settled by the 1710 Palatines from East Camp and Germantown.

The timberframe building of the present Wurttemberg church was begun in 1802. In 1832 a belfry was added, and in 1860 a vestibule was attached to the other end and the belfry was moved to it. The square base and octagonal belfry and tower were probably constructed inside the vestibule and raised telescope fashion. Much of the upper 1832 facade, with a pained center window, have been preserved.

Coffee and cakes were served at the Coller's house. Dick Coller, who organized the tour, feels his Palatine house may date to the eighteenth century. It has a similar plan to the Hinkey house with center hall and two rooms. It originally had a basement kitchen and its fireplace has survived. It has a crane, no smoke shelf, and a bee-hive oven in the face of the left jamb. The posts in the exterior walls are grooved and filled between with riven-slats, mud and hay. The inside was plastered and the exterior covered with horizontal clapboard. Dick feels it may have been a tenant house.

The Schack Farm of 118 acres is in the third and fourth generation of the Cookingham family who purchased it in 1848 for \$6,000, indicating that the farm was previously developed. The original house is gone, the present house was built by a Mr. Carpenter in 1854. Sometime later, when he wasn't feeling well, he left his large toolbox in the workshop above the pig pen with its flap doors, and it has been there ever since. The shop had collar ties at one end for a storage loft. There was much show of enthusiasm by the carpenters and tool collectors present when the cover was lifted and the fluffy nests of mice tossed aside for a quick evaluation of the dusty-rusty planes and templates, rulers and gages. John Kaufman of Hurley suggested it would make a nice winter projects to clean it up and record it, and the nearby Clinton Corners Museum was mentioned.

A "PDC" is carved on the inside face of an internal column of the Dutch barn. The 12 pairs of hewn rafters have notches about a foot below the purlin plates, indicating a roof change and have bird mouths at the wall plates. Each rafter is matched to a post in the outside wall. The far gable wall has some original siding with wrought or early cut nails. This same protected area has preserved some early wooden shingles. The timbers have marriage marks and one two-foot scribe mark was found. The addition to the Dutch barn has hewn rafters and 2-foot scribe marks. A signed base of a small walking wheel and what seemed to be a fragment of a barrack plate were found.

Emil Schock who operates a cut-them-yourself Christmas tree operation took the group on a hay wagon ride to a high point of the farm for a clear view of Connecticut and the Catskill Mountains.

Barn Trip Reports

edited by Peter Sinclair

Box 202, West Hurley, NY 12491 - (914) 338-0257

19th informal meeting of Barn Enthusiasts

April 23, 1995

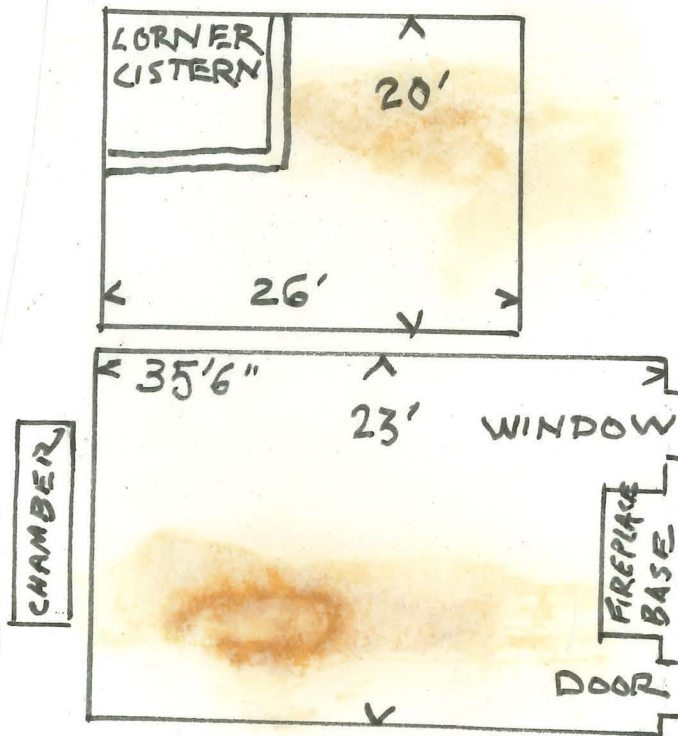
The following fourteen people met at the Desmery homestead.

Greg Huber, Peter Sinclair, Maggie MacDowell, John Stevens, John Conlon, Walter & Laura Bennett, Bob & Margery Hedges, Mike Jermyn, Mr & Mrs. Mark Desmery, and Bob & Amelia Andersen (Greg lost his sign-in notes, so there may have been others).

The group examined a twentieth-century house on Old Ford Road, just off 208 in Gardiner on the 125 acre Desmery property which borders the Walkkill River. The house is built from parts of older timber frame structures which stood on this former DuBoice farm. Some of the exposed ceiling joists had square rule mortises. We walked about half a mile to eight foundations and some dug wells near the river. Two were foundations of former frame houses. The first measured 20'x26'. The drystone 27" thick walls utilized some large light-colored granite stones. The basement had a corner cistern. No fireplace base was apparent. One fragment of a handmade brick measured 2 1/4" x 3 1/2'.

The next house foundation was closer to the river. It measured 23'x35'6", had a fireplace base at one end, and a small stone chamber in the ground outside the basement at the other end. This chamber is thought to have been a hiding place from an Indian attack. It might have been a water cistern, although most house cisterns in this area seem to have been added within the basement as in the 20'x20' foundation up the hill. The walls of this small chamber are pitched in and stuccoed. The top is capped with large slabs of bluestone. A round tile was placed in the upper right corner. chamber can easily hold three adults and two children.

A number of hand made bricks were used to frame a basement window to one side of the fireplace. They measured 1 3/4" x 3 3/4" x 7 1/2". They were highly fired and some had areas of black vitrified glaze. There were a number of low foundations without basements.




Dawing 1.

Upper and lower stone foundations on former DuBoice farm

The group next visited the Tuthilltown gristmill. Although the mill dates to 1788 the hewn frame of the three story building, with a clear story added later, is square rule, dating it to the early nineteenth century. It was noted that the braces on the sides of the posts show a square rule method of shouldering only one brace. There are raising holes in all but one post. One raising hole has a tab of wood from an incomplete boring, indicating that there was never a peg used on the inside face of the post.

There is a small collection of local tools and artifacts which includes an American sith with its blade stamped "RICE.." like one in the Guilderland Historical Society collection.



We last visited the Terwilliger/Coomer stone house on Myers Road It was built in two 27' wide sections, 17'1" and 36'2" long. Its date-stone in the longer section reads "1770 MM". It has many early features in its woodwork and hardware. There are four rectangular mortises in the floor of the loft which may have been for a loom. One interior door has a pair of Germanic L-shaped hinges with braced pintals. The house has been carefully preserved.

Drawing 2.
Mortises in loft floor for loom



Photograph 1.
Back of the Terwilliger/Coomer stone house, by John Stevens

Van Vradenburg/Tremper/Brener English three-bay with additions, Dutchess Co. (Rh-5)

Tom and Susan Brener
16 Cedar Heights Road
Rhinebeck, NY 12572
(home 914) 876-8303 & (work 914) 876-5943

Examined with Bob Hedges 3-19-1995

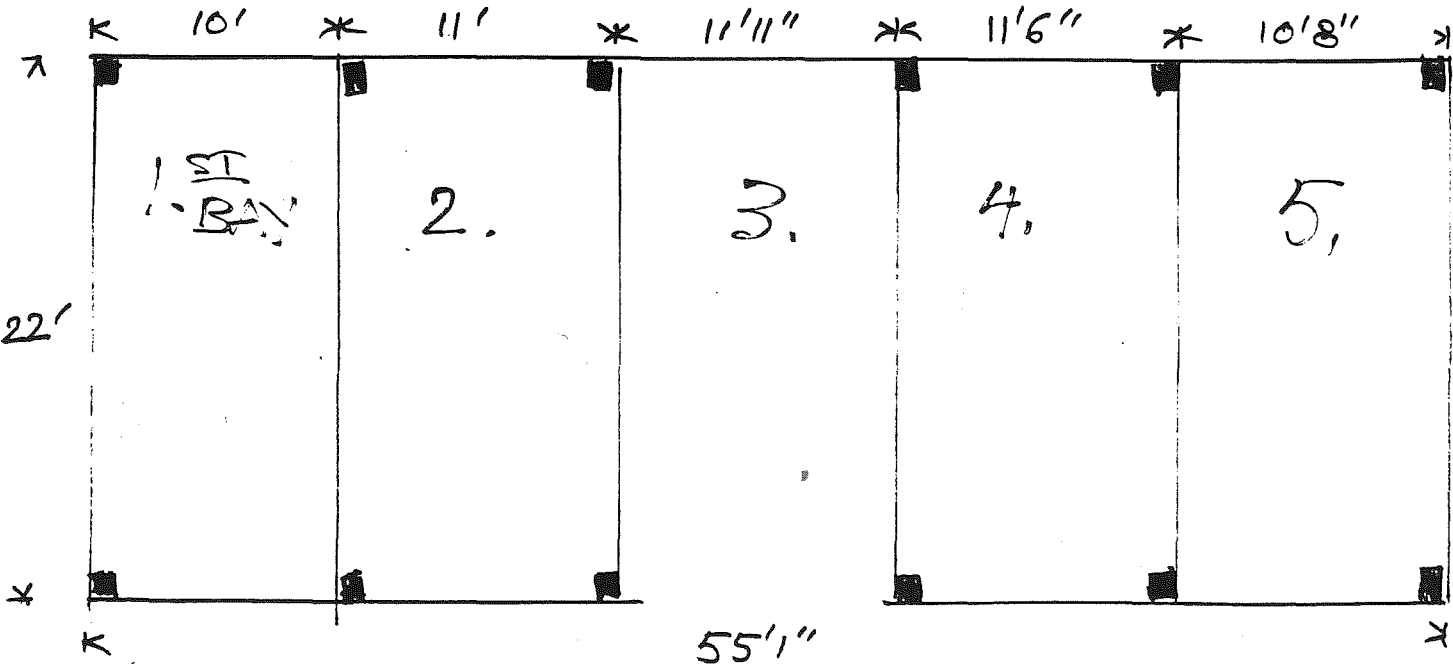
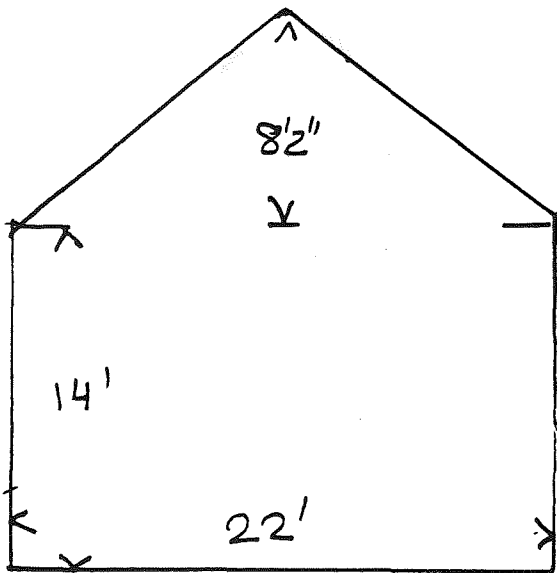
Three days work together, jacking right corner up about one foot and rebuilding dry stone wall on level foundation; attempted to pull the end bent into plumb but it resisted. Years ago, when the barn was out-of-plumb, a foot-thick cement floor was pored over the sills and this has locked the posts and studs. It should be removed.

Our attempts to straighten the bent by passing a cable through the raising holes and using a tree, chain and come-along, revealed the fragmented condition of the plate and this was repaired in bay 4. and 5. with two 2x6 timbers bolted to the top of the three columns.

The original barn was a three-bay English with central threshing floor. There have been many alterations and repairs. There are some interesting re used timbers. The frame of the original barn is white oak and is scribe rule. The braces are hewn, many studs riven and the posts have raising holes. The end rafters are hewn and have collar ties. The inside rafters are pole. They are fork-and-tongue joined at the peak.

Bays 1. and 5. were added off each end. Bay 5. was added soon after the original construction. The braces are sawn. Bay 1. was added last. The rafters are sawn.

The original barn is probably contemporary with the early nineteenth-century one-and-a-half story Federal house.



barna.doc

3.

Examined with Bob Hedges 4/3/95 in Dutchess County, NY

___/Linder (Rh-7) Dutch barn
21 Cedar Heights Road

Three-part wagon doors and aluminum siding. No one was home in the house across the road and we did not examine.

Pells/Reitano (Rh-4) Dutch barn
Pells Road

___/Rosedale (Rh-8) five-bay Dutch partial basement barn
Route 9 next to Old Stone Church
Larry Rosedale
(914) 631-6200

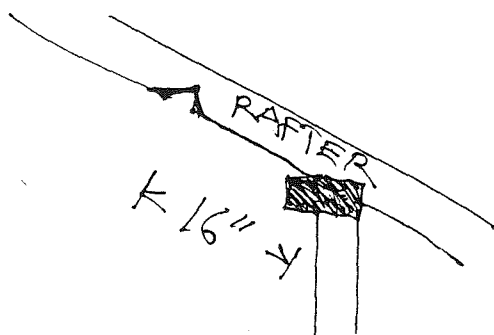
The property is for sale and the barn is filled with hay and hard to see total frame.



The right bay is dropped to form a basement. and a narrow basement for cows is formed under one end of the threshing floor.

___/Gallow (Rh-9) four-bay Dutch barn
Route 308

This is a Scribe Rule white oak frame, 8"x13" columns, 6'8" verdepingh, longitudinal raising holes in corner posts (also found in Rennselaer barns), purlin braces are sawn, hewn rafters average 7"x6", bays 9'6", 10', and 10', 9" extended tenon 2" thick, and 14' side wall.



One puzzle in this barn is the set of unused purlin notches on all the rafters, 16" above the purlin. This feature has previously been found below the purlin, indicating a change to a less steep roof pitch. Perhaps they are reused rafters.

____/Ernst (St-1) barn complex with silo and sawn frame
Walter Ernst
868-7461

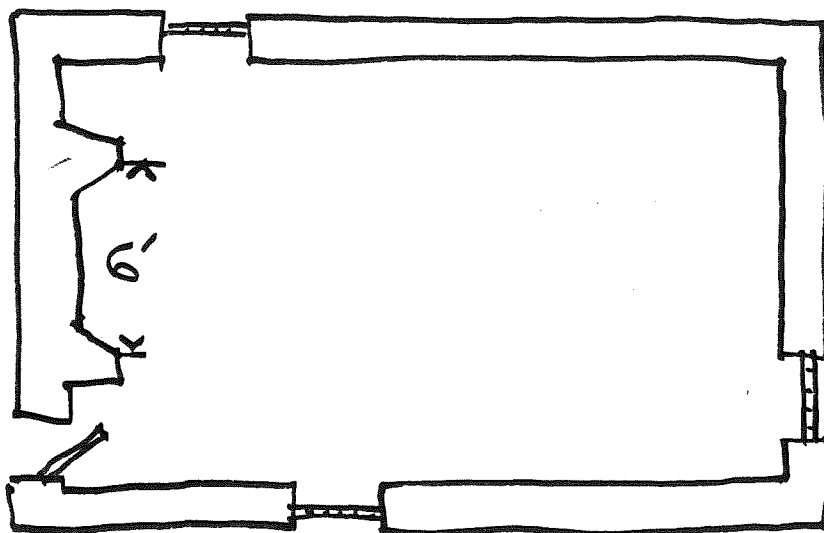
This late nineteenth-century frame with vertical siding, shows a high level of design and construction. One internal bent is a complex truss of twin beams, braces and queenposts which perhaps allowed for the use of an early hay track system.

____/Loffin (St-2) three-bay English basement barn

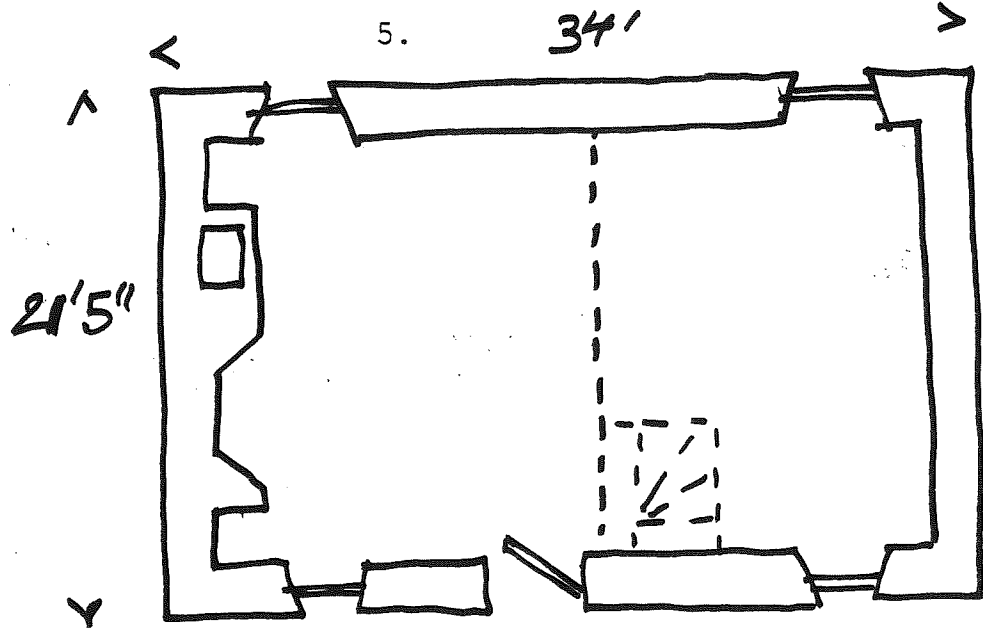
This hewn oak frame has sawn rafters, vertical siding, vertical queen posts, and no raising holes. Its central threshing floor is separated from the end bays by mowstead walls. Its basement was for livestock. The frame is light but well preserved. It is in need of repairs due to physical damage to a corner post and a dry stone wall which has moved and will collapse. The owner wants to install better drainage behind the wall eventually.

Inspected the burned (circa 1987) out remains of the upper Brodhead house in Lamontville, Marbletown, Ulster County with Roger Scheff 5/7/95

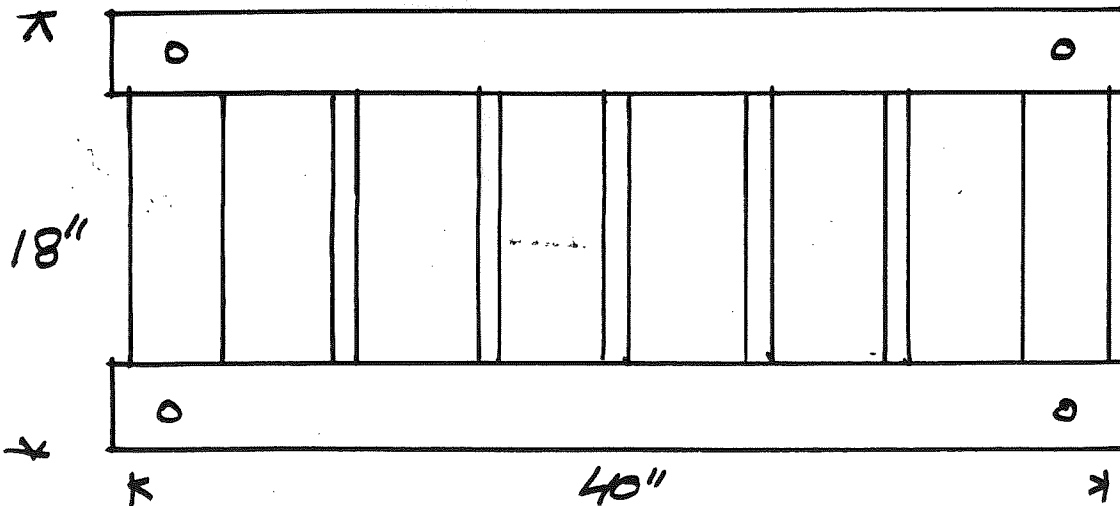
A hand made high-fired brick used in a window frame measures $1\frac{3}{4}$ " x $7\frac{1}{4}$ ". The walls are of a mixed type of field stone with mud mortar. Some stones show broken surfaces but no tool marks. A $2\frac{1}{2}$ " hand-made "T" nail was found to hold some inside window paneling. there is a circa 2" stone shelf on the inside of the basement wall where it meets the first story wall. There is none on the outside as is often found. A door post of the main entrance measures 7 " x $4\frac{1}{2}$ ".




Drawing, Basement (the placement and size of elements are from memory)....The kitchen fireplace is 6' wide and has a crane with a short vertical member, and set with distinctive pins into the masonry. There are two one inch holes bored into the chamfered wood lintel, as in the Gazley house in Accord. Are they for pegs to hold tools? The trimmer arch above the fireplace is corble and rests against the joist.



Drawing First Floor....The fireplace is set to the side for the flue of the basement fireplace and the stone wall behind it continues to the peak. On the other end the stone wall ends at the top of a garret window. First floor window frame measures 33" x 48" outside. Most of the wood on the inside of the window frames was burned away by the fire. Some large blocks of hewn wood are used as nailers in the stone work around the windows. They may be joist cut-offs.

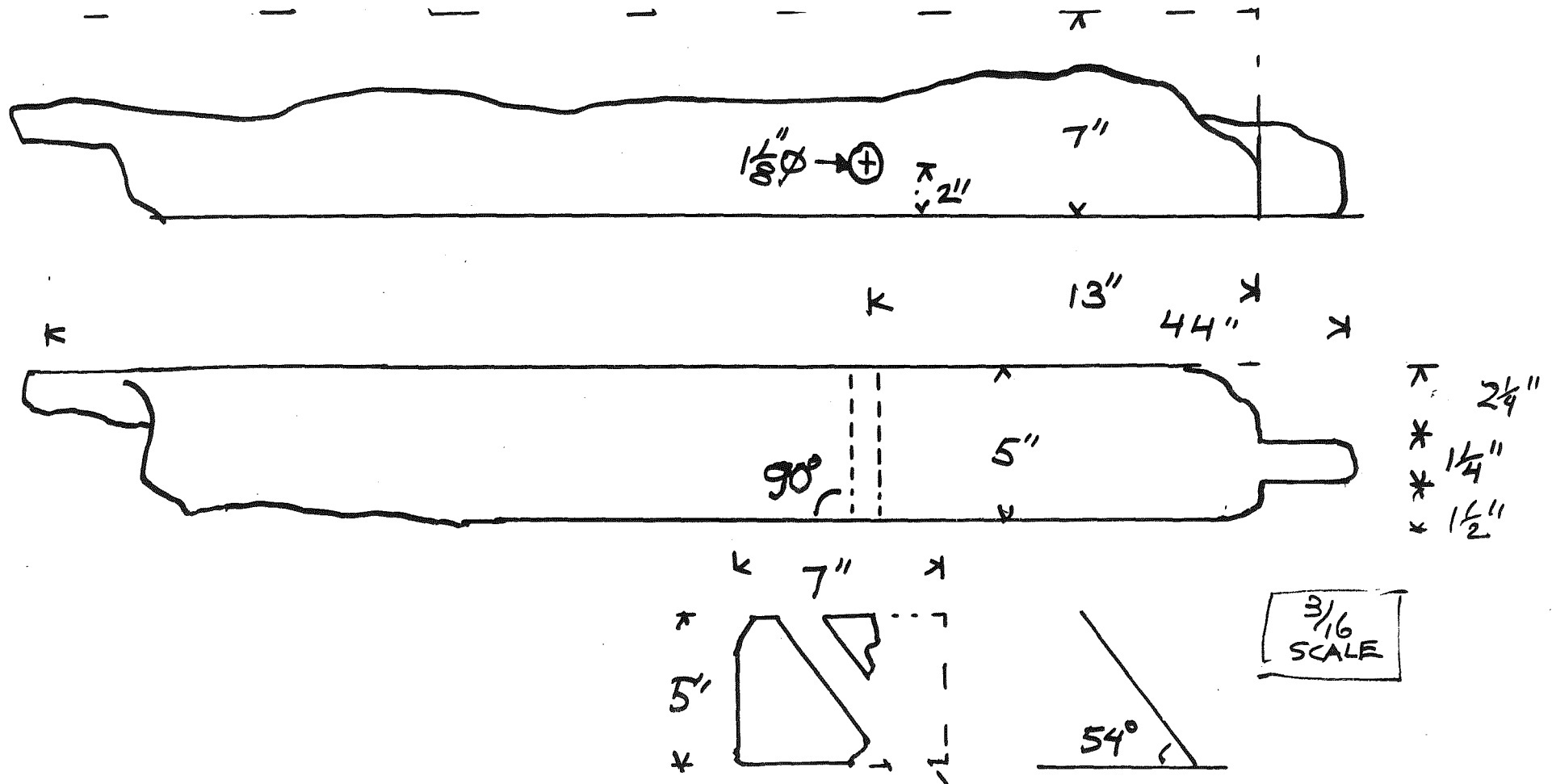


Drawing, basement window....The seven vertical oak bars were set into 7/8" diameter holes. Whether they were round or square in dimension can not be determined. These common basement open windows with bars never show evidence of how they might have been closed in winter. Did they fill the cavity with loose hay?

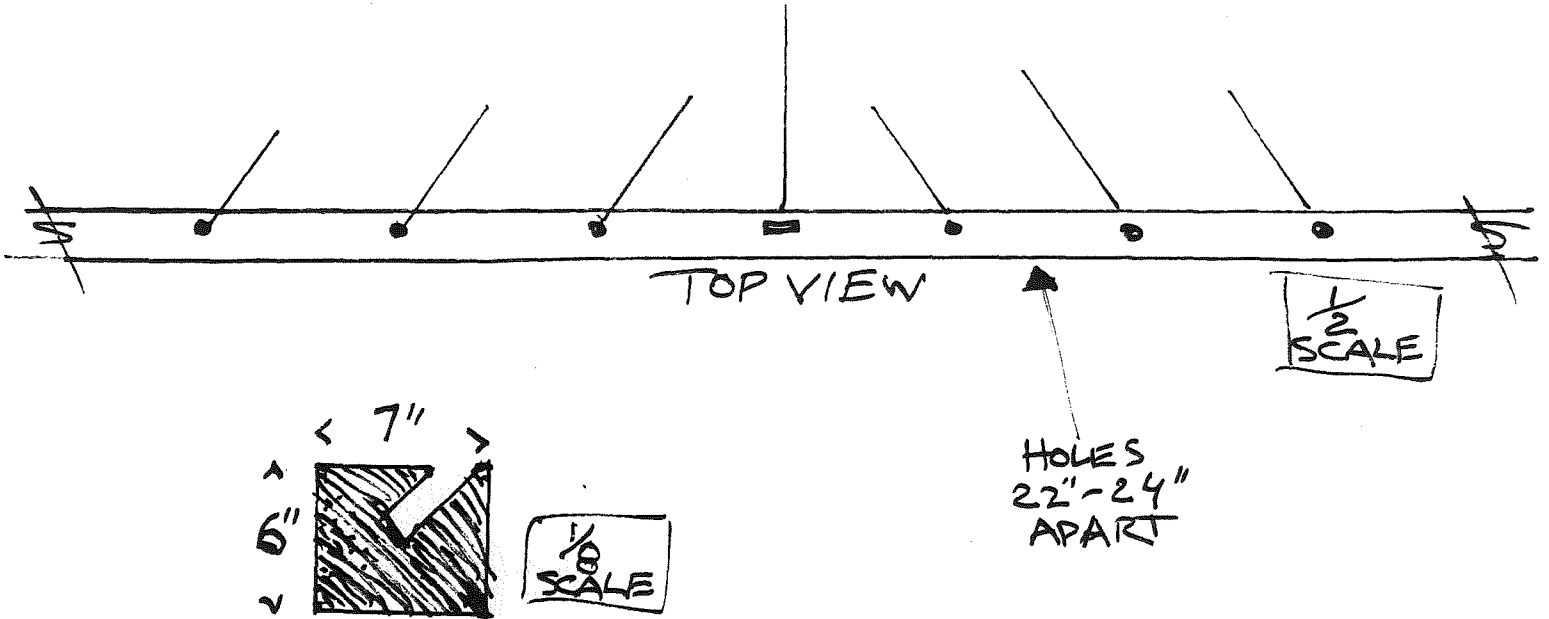


This fragment of a timber was found at the Schack (Rh-6) Dutch barn in Dutchess County. It may be the tenon end of a thatched barrack plate. This part of the plate, with an end hole and tenon, has not been found before. The 7" dimension is an assumption because this part has rotted away.


Two aspects which do not conform to expectations are the 90 degree angle which it was expected would angle toward the major rafter, and the 54 degree roof pitch which seems steep. This may be a door post and the hole is for an iron pintle.



Two barrack plates of pine were found re used in a side wall of the Dam Dutch barn (An-1) in Columbia county. Although missing their original ends, they are the most complete examples yet known. We did not have a tool to measure the angles but have assumed them. The major rafter mortise is $1\frac{1}{2}'' \times 4\frac{1}{2}''$ and is cut through the plate. The minor rafter holes are $1\frac{1}{4}''$ in diameter and are not cut through.



The 18 foot remains of two barrack posts were found in the loft of an English barn (Co-1) in Columbia County. One has its original tapered top. They are round and 8 inches in diameter. The holes are 12" apart and the lower ones show elongation from use.



This wooden harrow? fragment was found at the Brener English barn in Dutchess County, New York (Rh-5). Iron harrow spikes found in the barn were one inch square. A 9 inch spike from the Ulster County (Hu-9) farm fit the holes.

